



Governance and Human Resources
Town Hall, Upper Street, London, N1 2UD

AGENDA FOR THE POLICY AND PERFORMANCE SCRUTINY COMMITTEE

Members of the Policy and Performance Scrutiny Committee are summoned to the meeting which will be held in Committee Room 4 on, **31 October 2016 at 7.30 pm.**

PLEASE NOTE THAT THERE WILL BE A PRE-MEETING FOR MEMBERS OF THE COMMITTEE AT 7.00 P.M. IN COMMITTEE ROOM 3

Stephen Gerrard
Interim Director of Law and Governance

Enquiries to : Peter Moore
Tel : 020 7527 3252
E-mail : democracy@islington.gov.uk
Despatched : 21 October 2016

Membership

Councillors:

Councillor Richard Greening (Chair)	Councillor Una O'Halloran
Councillor Clare Jeapes (Vice-Chair)	Councillor Michael O'Sullivan
Councillor Jilani Chowdhury	Councillor Alice Perry
Councillor James Court	Councillor Caroline Russell
Councillor Theresa Debono	Councillor Nick Wayne
Councillor Gary Doolan	Councillor Gary Heather
Councillor Osh Gantly	Councillor Rowena Champion
Councillor Martin Klute	

Substitutes:

Councillor Satnam Gill OBE	Councillor Marian Spall
Councillor Mouna Hamitouche MBE	Councillor Angela Picknell
Councillor Dave Poyser	

QUORUM: 4 COUNCILLORS

A. FORMAL MATTERS **Page**

1. Apologies for Absence
2. Declaration of Substitute Members
3. Declarations of Interest

Declarations of interest

If you have a **Disclosable Pecuniary Interest*** in an item of business:

- if it is not yet on the council's register, you **must** declare both the existence and details of it at the start of the meeting or when it becomes apparent;
- you may **choose** to declare a Disclosable Pecuniary Interest that is already in the register in the interests of openness and transparency.

In both the above cases, you **must** leave the room without participating in discussion of the item.

If you have a **personal** interest in an item of business **and** you intend to speak or vote on the item you **must** declare both the existence and details of it at the start of the meeting or when it becomes apparent but you **may** participate in the discussion and vote on the item.

***(a) Employment, etc** - Any employment, office, trade, profession or vocation carried on for profit or gain.

(b) Sponsorship - Any payment or other financial benefit in respect of your expenses in carrying out duties as a member, or of your election; including from a trade union.

(c) Contracts - Any current contract for goods, services or works, between you or your partner (or a body in which one of you has a beneficial interest) and the council.

(d) Land - Any beneficial interest in land which is within the council's area.

(e) Licences- Any licence to occupy land in the council's area for a month or longer.

(f) Corporate tenancies - Any tenancy between the council and a body in which you or your partner have a beneficial interest.

(g) Securities - Any beneficial interest in securities of a body which has a place of business or land in the council's area, if the total nominal value of the securities exceeds £25,000 or one hundredth of the total issued share capital of that body or of any one class of its issued share capital.

This applies to all members present at the meeting.

4. To approve minutes of previous meeting 1 - 6

5. Matters Arising from the minutes

6. PUBLIC QUESTIONS

7. Chair's Report

B. ITEMS FOR CALL IN - IF ANY **Page**

C. SCRUTINY AND MONITORING REPORTS **Page**

8. Financial Update 7 - 18

9.	Executive Member Finance, Performance and Community Safety	19 - 36
10.	Welfare Reforms update	37 - 100
D.	DISCUSSION ITEMS - IF ANY	Page
E.	REPORT OF REVIEW CHAIRS	Page
F.	MONITORING RECOMMENDATIONS OF SCRUTINY COMMITTEES, TIMETABLE FOR TOPICS, WORK PROGRAMME AND FORWARD PLAN	Page
G.	URGENT NON EXEMPT MATTERS	
	Any non-exempt items which the chair agrees should be considered urgently by reason of special circumstances. The reason for urgency will be agreed by the Chair and recorded in the minutes.	
H.	EXCLUSION OF PUBLIC AND PRESS	
	To consider whether, in view of the nature of the business in the remaining items on the agenda any of them are likely to involve the disclosure of exempt or confidential information within the terms of the access to information procedure rules in the constitution and if so, whether to exclude the press and public during discussion thereof.	
I.	CONFIDENTIAL ITEMS FOR CALL IN - IF ANY	Page
J.	EXEMPT ITEMS	
	The Public may be excluded from meetings whenever it is likely, in view of the nature of the business to be transacted or the nature of the proceedings, that exempt information would be disclosed.	
K.	OTHER BUSINESS	Page

The next meeting of the Policy and Performance Scrutiny Committee will be on 22 November 2016 **Please note all committee agendas, reports and minutes are available on the council's website:**

www.democracy.islington.gov.uk

This page is intentionally left blank

Public Document Pack Agenda Item 4

London Borough of Islington

Policy and Performance Scrutiny Committee - 19 September 2016

Non-confidential minutes of the meeting of the Policy and Performance Scrutiny Committee held at on 19 September 2016 at 7.30 pm.

Present: **Councillors:** Greening (Chair), Jeapes (Vice-Chair), Gantly,
O'Halloran, O'Sullivan, A Perry, Russell, Wayne and
Heather
Also **Councillors:** Hull and Shaikh
Present:

Councillor Richard Greening in the Chair

251 **APOLOGIES FOR ABSENCE (Item 1)**

Councillors Doolan and Chowdhury

252 **DECLARATION OF SUBSTITUTE MEMBERS (Item 2)**

None

253 **DECLARATIONS OF INTEREST (Item 3)**

None

254 **TO APPROVE MINUTES OF PREVIOUS MEETING (Item 4)**

RESOLVED:

That, subject to the deletion of third bullet point in minute 233 - the minutes of the meeting of the Committee held on 19 July 2016 be confirmed as a correct record of the proceedings and the Chair be authorised to sign them

255 **MATTERS ARISING FROM THE MINUTES (Item 5)**

None

256 **PUBLIC QUESTIONS (Item 6)**

The Chair outlined the procedure for Public questions and filming and recording of meetings

257 **CHAIR'S REPORT (Item 7)**

The Chair stated that at present no scrutiny topics had been selected by the Committee for the current year to enable more consideration to be given to crime matters and regular updates from the ICO Board.

258 PRESENTATION - EXECUTIVE MEMBER ECONOMIC DEVELOPMENT (Item 8)

Councillor Asima Shaikh, Executive Member for Economic Development was present and made a presentation to the Committee, copy interleaved.

During discussion of the report the following main points were made –

- One of the key challenges is continuing the creation of apprenticeships and achievements included 104 Islington residents placed into apprenticeships, 44 of which were Council apprenticeships
- There were activities to promote apprenticeships including pathways to apprenticeships and apprenticeship fairs, which included students and employers
- Work was going on with the Corporation of London and schools. There had been pilot training with students who had taken on a repairs role for 3/6 months as a type of mini apprenticeship and there had also been workshops held in schools
- There is also a need to look at employment provision for over 55's
- Reference was made to the need to look at employment opportunities in the future for domiciliary staff given the possible effect of Brexit and the skills strategy that is being drawn up may assist in this
- There may be an initial effect on the level of apprenticeships due to the introduction by the Government of the Apprenticeship levy, however it is felt that from discussions with employers they were keen to promote apprenticeships, but discussions were still at an early stage
- It was stated that it is hoped to increase the number of Council apprenticeships in future years
- There are challenges in providing low skilled jobs as these were predicted to decrease in future years and whilst NEET'S and young offenders were being targeted this would prove a challenge
- Members expressed the view that it would be useful if future reports could indicate the number of Islington residents assisted into work by the Council
- Members welcomed the fact that despite massive budget reductions imposed by Central Government it had not closed any Libraries in the borough

The Chair thanked Councillor Shaikh for her presentation

259 INCOME GENERATION - 12 MONTH REPORT BACK (Item 9)

The Executive Member for Finance, Performance and Community Safety was present for discussion of this item. The Director of Environment and Regeneration, Kevin O'Leary and the Chief Executive, Lesley Seary were also present for discussion of this item.

During consideration of the report the following main points were made –

- Members expressed the view that good progress was being made and that whilst the £3 million target would not be achieved in the timescale envisaged it was felt that it would be achievable over a longer period
- Future projects included the tree service and pest control service

- The Commercial Board provides governance and maintains central oversight of all commercial opportunities and assists in developing ideas and provide support
- Staff were being engaged on developing proposals
- Income Generation proposals by other Local Authorities were being looked at to see whether they were suitable for Islington
- Challenges included looking again at services that are currently offered free of charge to see whether these continue to be appropriate, and to look at areas where the Council's reputation can be utilised to justify higher charges than similar private providers and to ensure. There is also a challenge to see if services proposed for income generation are financially robust ones and there is the necessary investment made available to support them
- The monies felt to be achievable for advertising had had to be reduced due to decisions made by the Planning Committee and it would need a different approach to planning policy to achieve this income in future
- In response to a question it was stated that of the £3 million saving envisaged in 2016/17 it was expected that £1.5 is achievable
- It was stated that any staff incentivisation scheme would need to be considered carefully to ensure it was equitable to all staff and the Trade Unions should be involved in such discussions
- Reference was made to the close proximity of the City of London and services such as Pest Control could be a good source of income and Members welcomed the proposed increased use of Finsbury Square and Highbury Fields, where appropriate
- Concern was expressed that the majority of the projects for income generation were E&R functions and that other directorates should be bringing forward proposals. It was stated that E&R were the frontrunners in this but that other directorates were now bringing forward/considering income generation options
- In response to a question it was stated that the lettings agency has been established with a small number of properties at present and that further details could be provided to Members
- In response to a question it was stated that there has been a small reduction in building control, planning income. since Brexit
- It was stated that there should be information detailing whether income generation savings were comparable to other London Boroughs

RESOLVED:

That the report be noted and that the Committee receive 6 month progress reports on ICO at future meetings of the Committee and where possible comparisons on savings with other London Boroughs

260

CRIME STATISTICS/GOVERNANCE ARRANGEMENTS (Item 10)

Councillor Andy Hull, Executive Member Finance, Performance and Community Safety was present for discussion of this item.

Nick Davies, Superintendent Islington Police and Lela Kogbara, Assistant Chief Executive, Strategy and Partnerships were also present.

During consideration of the report the following main points were made –

- There had been a reduction of 1% over the past year in the MOPAC 7 crime statistics, however there were still challenges to reduce robbery/theft and theft by moped

- Whilst ASB has reduced over a 3 year period, this is often linked to more serious criminality and violent crime
- Reference was made to the impact of Brexit on hate crime and it was stated that there had been an increase following Brexit and this was being analysed on a daily basis. However there had been increased reporting in faith crime
- It was noted that the Police were in regular communication with the Muslim Welfare House and the Finsbury Park mosque. Members expressed regret that nobody had been charged as a result of the arson attack at the Mosque
- Reference was made to the fact that a new SIP strategy had been agreed for dealing with hate crime and discussions were continuing about how best to implement this
- In response to a question it was stated that gangs were involved in the majority of knife crime incidents and the Borough is being supported by Operation Trident and there is a need to target habitual knife offenders
- It was stated that with regard to child sexual exploitation the gangs team were looking at this in relation to girls in gangs and some cases were handled by specialist investigators. There is a strategy being drawn up for CSE
- Reference was made to the increase in rape and sexual offences and it was stated that some of these were related to Domestic Violence, however these were being regularly monitored and that the way that the Police treat victims has improve greatly
- In response to a question it was stated that whilst PREVENT is not a popular strategy, there is a specialist officer on terrorism and it was felt that the numbers in Islington were minimal and education is an important element in PREVENT. Main concerns arose due to safeguarding issues at school and the Mosque and there were other organisations in the borough such as charities doing PREVENT work
- Concern was expressed at the recent re-organisation of senior management and the splitting of responsibilities in relation to crime both between Executive Members and Directorates. The Chief Executive stated that following staff consultation there had been changes to the consultation report in respect of crime and community safety and Members felt that these should be notified to Members
- A Member stated that whilst the reduction in transgender hate crime was welcomed there had been an increase in lesbian/gay hate crime compared to other boroughs. In response the Police stated they recognised the need to engage more widely with the gay community and that ideas would be welcomed on this
- It was stated that future reports should include statistics on the type of hate crime and sexual violence offences reported
- Reference was made to the governance arrangements and that this may need to be looked at at a future date

RESOLVED:

That the report be noted and the statistics requested above be included in future reports to the Committee

The Chair thanked Nick Davies and Councillor Hull for attending

261 QUARTER 1 PERFORMANCE REPORT/SICKNESS ABSENCE (Item 11)

Councillor Andy Hull, Executive Member Finance, Performance and Community Safety were present for discussion of this item.

Lela Kogbara, Assistant Chief Executive, Strategy and Partnerships, was also present.

Departmental sickness absence figures were laid round.

During consideration of the report the following main points were made –

- It was stated that the amended suite of PI's had been included in the report and that in future departmental performance indicators would be submitted to the respective individual scrutiny committees for consideration
- In response to a question as to sickness absence it was stated that this is still below the London average, despite the Council having taken a large number of manual staff in house
- The Committee thanked Lela Kogbara for her service to the Council, this being her last meeting with the Council
- The Chair requested that he be supplied with more details on the number of telephone calls handled by Contact Islington

RESOLVED:

That the report be noted and the information requested above be forwarded to the Chair

262 REPORT OF PROCUREMENT BOARD (Item 12)

Councillor Andy Hull, Executive Member Finance, Performance and Community Safety was present for discussion of this item.

Steve Key, Service Director, Finance and Resources was also present.

During consideration of the report the following main points were made –

- With regard to paragraph 3.18 a Member required whether the reduction in £20 million spend had impacted on local suppliers. It was stated that the Procurement Board did encourage local suppliers with training and assistance in bidding

RESOLVED:

That the report be noted and Members be provided with details of the impact of the £20 million reduction on local suppliers if this information is available

263 MONITORING REPORT (Item)

RESOLVED:

That the report be noted

The meeting ended at 10.10 p.m.

CHAIR

This page is intentionally left blank



Report of: Executive Member for Finance, Performance and Community Safety

Meeting of:	Date	Ward(s)
Policy and Performance	31 October 2016	

FINANCIAL MONITORING 2016-17 MONTH 5

1. SYNOPSIS

- 1.1 This report presents the forecast outturn position for 2016-17 as at 31st August 2016. Overall, there is a gross General Fund overspend of £3.9m, and a net overspend of £0.9m after a £3.0m drawdown from the contingency reserve. The report proposes actions to reduce the forecast net General Fund overspend.
- 1.2 The Housing Revenue Account (HRA) is forecast to break-even over the year.
- 1.3 It is forecast that £116.5m of capital expenditure will be delivered in 2016-17.

2. RECOMMENDATIONS

- 2.1. To note the overall forecast revenue outturn for the General Fund (**Table 1** and **Appendix 1**) of a gross overspend of £3.9m, including corporate items, and a net overspend of £0.9m after a £3.0m drawdown from the contingency reserve. (**Section 3**)
- 2.2. To note the actions needed to reduce the underlying forecast net General Fund overspend. (**Paragraph 3.2**)
- 2.3. To note that the HRA is forecast to break-even. (**Section 5, Table 1** and **Appendix 1**)
- 2.4. To note the latest capital position with forecast capital expenditure of £116.5m in 2016-17. (**Section 6, Table 2** and **Appendix 2**)

3. REVENUE POSITION: SUMMARY

- 3.1. A summary position of the General Fund and Housing Revenue Account is shown in **Table 1** with a more detailed breakdown contained in **Appendix 1** (by service area).

Table 1: 2016-17 General Fund and HRA Month 5 Forecast

	Forecast Over/(Under) Spend (£000)
<u>GENERAL FUND</u>	
Finance and Resources	684
Chief Executive's Department	1,000
Core Children's Services (Excluding Schools)	3,170
Environment and Regeneration	4,202
Housing and Adult Social Services	(17)
Public Health	7
DEPARTMENTAL TOTAL	9,046
Corporate Items	(5,168)
GROSS OVER/(UNDER) SPEND	3,878
Less: Drawdown from Contingency Reserve	(3,010)
NET OVER/(UNDER) SPEND	868
<u>HOUSING REVENUE ACCOUNT</u>	
NET (SURPLUS)/DEFICIT	0

- 3.2. There are many risks that could materialise into further overspends over the course of the financial year. To reduce the underlying, forecast net General Fund overspend, the following actions are being undertaken to bring the 2016-17 budget into balance:

- 3.2.1. Corporate Directors have identified further management actions to bring down their departmental overspends;
- 3.2.2. There will be clawback, at a level to be agreed, on new carry-forwards at the end of this financial year; and
- 3.2.3. A freeze or delay on new, non-essential spending, including filling vacant posts.

4. GENERAL FUND

Finance and Resources Department (+£0.7m)

- 4.1. The Finance and Resources Department is forecasting an overspend of (+£0.7m). This is due to the following variances:

- 4.1.1. (+£1.1m) shortfall against the commercial property income target due to savings materialising over a longer time frame.
- 4.1.2. (+£0.1m) short-term delay to the Wi-Fi income saving compared to the original estimate.
- 4.1.3. Re-phasing of the ICT shared service saving (+£0.5m) to allow the new service to get up and running.
- 4.1.4. Compensating in-year management actions of (-£0.65m) through the more efficient use of staff for processing Housing Benefit claims, (-£0.3m) property savings on the Old Street facilities management budget and the building repairs fund and (-£0.05m) of staffing efficiencies.

Chief Executive's Department (+£1.0m)

- 4.2. The Chief Executive's Department is forecasting a (+£1.4m) provisional outturn overspend. Significant New Homes Bonus (NHB) grant funding was received over the 2015-17 period and it was planned that this would replace council funding and other reducing funding streams within the Strategy and Community Partnerships division. However, this funding has already been committed against other expenditure in the division, meaning that the budgeted savings are no longer deliverable. The overall shortfall is around £1.4m; however, management actions are being put in place to reduce this pressure.

Children's Services

General Fund (+£3.2m)

- 4.3. A (+£3.2m) provisional outturn overspend is forecast for the General Fund (non-schools) Children's Services budget as a number of pressures against demand led specialist services have continued from 2015-16 into 2016-17; especially in relation to increasing numbers of personal budget packages, care proceedings, care leavers, unaccompanied asylum seeking children and looked after children. Further overspends are occurring against secure accommodation costs and from the late notice of a further cut in grant funding from the Youth Justice Board. An overspend is also forecast against the universal free school meals budget as pupil numbers continue to increase and eligibility for statutory free school meals reduces. The key variances are as follows:
 - 4.3.1. Increased demand for high level personal budgets to deliver community based packages. (+£0.2m)
 - 4.3.2. Increase in care proceedings including family assessment. Reflects a national trend where there has been an increase of 17% in care proceedings across the country. (+£0.10m)
 - 4.3.3. Leaving Care costs for 18+ year olds - significant increase in the number of care leavers that we are obliged to offer a service to. Includes rising 18's (Southwark judgement). (+£0.50m)
 - 4.3.4. Unaccompanied Asylum Seeker Children (UASC) - the numbers of UASC have increased by 36 over the duration of the last financial year. The authority is allocated grant to cover the costs of an individual; however, this is not sufficient to

meet the sums expended. The first 25 cases are not funded by the Home Office. (+£0.15m)

- 4.3.5. Children Looked After (CLA) staffing including Independent Futures and the associated increase on client (non-placement) costs (e.g. travel, interpreters, and rents). (+£0.1m)
 - 4.3.6. Increase in support packages for young people placed for Adoption because of severe disability and the need for 1 to 1 support to carers. (+£0.1m)
 - 4.3.7. CLA Placements – increase in the number and complexity of cases for the under-18 cohort of CLA. These are mainly regulated residential placements. (+£0.50m)
 - 4.3.8. Increase in support for 16-17 years olds living in supported accommodation. (+£0.55m)
 - 4.3.9. Youth Justice – late notification of £40k reduction of Youth Justice Board grant for 2016-17. (+£0.04m)
 - 4.3.10. Universal Free School Meals - increased pupil numbers and reduced eligibility for statutory free school meals. The forecast will be updated after the October 2016 schools' census. (+£0.5m)
 - 4.3.11. Early Years Childcare Subsidy - expanded childcare provision at Moreland Children's Centre following redevelopment of the school and children's centre site has increased the number of subsidised places on offer. (+£0.08m)
 - 4.3.12. Early Years transformation programme – estimated revenue cost of developing and implementing the new model. (+£0.2m)
 - 4.3.13. Special Educational Needs (SEN) Transport (+£0.15m) - Increasing numbers of pupils and complexity of need.
- 4.4. Management action to reduce the overspend is currently underway which includes holding vacancies and reviewing high-cost social care packages, but demand in some areas is outstripping supply.

Schools (-£1.1m)

- 4.5. A Dedicated Schools Grant (DSG) underspend of (-£1.1m), or 0.7% of DSG, is forecast. All of the provisional DSG underspend consists of balances from previous years' underspends that are being managed to support specific areas of activity as previously agreed by Schools Forum.

Environment and Regeneration (+£4.2m)

- 4.6. The Environment and Regeneration Department is forecasting a (+£4.2m) overspend. The main reasons for the overspend are a combination of longstanding structural issues previously contained by managerial action across the department, loss of income due to market conditions or decisions made by third parties impacting on earlier assumptions and delays in implementing earlier savings decisions. The main variances are detailed below.
- 4.7. The Public Realm division is forecast to be (+£3.1m) overspent. This is as a result of:

- 4.7.1. Delays in implementing complex service changes to deliver in year savings in the Refuse, Recycling and Commercial Waste Operations service, (+£2.0m).
 - 4.7.2. The delay referred to above has also had an impact on the procurement of new refuse collection vehicles as decisions around vehicle numbers and design specification cannot be made until the target operating model is finalised. Continued reliance on an ageing fleet has increased the cost of fleet hire significantly with much higher levels of vehicle downtime. This has led to ongoing lease costs that were not budgeted for of (+£0.6m).
 - 4.7.3. Additional staffing costs (+£0.5m) within the Refuse and Recycling service due to cover arrangements and additional overtime as a result of higher levels of vehicle downtime, additional staffing costs due to Health and Safety requirement for extra loaders for the first six months of the year and additional costs due to the garden waste pilot.
 - 4.7.4. Delays in realising the growth in the trade waste services have resulted in a (+0.4m) shortfall in trade waste income within this financial year.
 - 4.7.5. Advertising Concession contract saving - a (+£0.5m) pressure as a result of existing contracts delaying implementation, and difficulty in identification of suitable sites that would generate sufficient revenues.
 - 4.7.6. Delays in realising savings from income generating opportunities through the Islington Council trading company, iCo, of (+£0.1m) with a risk that income will not be achieved over and above existing service income targets.
 - 4.7.7. Data circuits saving - a pressure of (+£1.0m) due to a lack of suitable General Fund sites.
 - 4.7.8. This is offset by improvements in the income streams within the parking account of (-£2.0m). All income streams within the parking account are currently performing above the levels expected in the financial model. If this trend continues, this will result in a significant underspend against budget which can be utilised against highways and transport related spend that would otherwise need to be funded from council revenue and/or capital resources. Improvements to the accuracy of Penalty Charge Notice (PCN) issues and debt recovery have increased the average value of a PCN, and parking bay suspension income remains high as a consequence of the high levels of economic activity in the borough. Pay and display levels are on target and permit sales have increased. Improvements to the monitoring of moving traffic offences are planned to be operational within the financial year, which will also improve compliance levels in this area.
- 4.8. The Public Protection division is forecast to be (+£0.6m) overspent. There are a number of longstanding, structural budget issues within the Public Protection Division that have materialised over recent years. This was subject to extensive reporting during the 2015-16 monitoring cycle. The pressures are a mixture of unfunded staff costs through loss of grant income, unachievable income targets that relied on outdated business models (e.g. DVD / CD rentals in libraries), and other income pressures.

- 4.9. The Planning and Development division is forecast to be (+£0.5m) overspent. Within this, Development Control is forecast to be (£0.4m) overspend, comprising a (+£0.2m) base budget pressure due to unbudgeted legal costs of appeals and (+£0.2m) other net cost pressures including agency costs relating to back-filling vacant posts. This is already partly offset by strong pre-application income performance which could further reduce this net overspend if it continues over the financial year. In addition, there are net cost pressures of (+£0.1m) in Spatial Planning and Transport and Building Control due to a projected shortfall in income (+£0.2m), which is partially offset by savings due to vacancies (-£0.1m).

Housing and Adult Social Services (Break-even Position)

- **Adult Social Care (Break-even Position)**

- 4.10. Adult Social Care is forecasting a break-even position over the financial year.

- **Housing General Fund (Break-even Position)**

- 4.11. The Housing General Fund is forecast to break-even over the financial year.

Public Health (Break-even Position)

- 4.12. Public Health is funded via a ring-fenced grant of £27.3m for 2016-17. There is a forecast break-even position for the financial year.

Corporate Items (-£5.2m)

- 4.13. By integrating Strategic Community Infrastructure Levy (CIL) funding with the capital medium term financial strategy (MTFS), it is forecast that there will be £3.5m of previously unbudgeted Strategic CIL funding available for funding infrastructure in the 2016-17 capital programme. This will deliver a saving of (-£3.5m) of the annual corporate revenue contribution to the capital programme in 2016-17 and over the medium term.

- 4.14. The Council has continued to follow a successful Treasury Management Strategy of shorter-term borrowing at low interest rates. This is forecast to save the General Fund (-£2.0m) in interest charges this financial year. The Treasury Management Strategy is kept under constant review to ensure that available resources are optimised and the longer-term interest rate position reviewed within an effective risk management framework and in line with the approved strategy.

- 4.15. Additional net unbudgeted grant income (-£0.6m) has been received to compensate for the impact of Government policy on our retained business rates income in 2016-17 (e.g. the continued doubling of small business rates relief).

- 4.16. These savings are partially offset by:

4.16.1. (+£0.8m) uncontrollable pressure due to the Council's statutory duty to provide assistance to all destitute clients who are Non-European Union nationals and can demonstrate need under Section 21 of the National Assistance Act, 1948. This is commonly referred to as No Recourse to Public Funds (NRPF).

4.16.2. (+£0.1m) further legal costs relating to a settled claim against three privately owned mature London Plane trees that had been proven to cause subsidence.

Due to strong public support, the Council argued for retaining the trees and won the appeal for the trees to be retained. The claimants then proceeded with a claim against the Council for repair costs.

5. HOUSING REVENUE ACCOUNT

- 5.1. The HRA is forecast to break-even over the financial year with no drawdown from HRA balances anticipated at this stage.

6. CAPITAL PROGRAMME

- 6.1. It is forecast that £116.5m of capital investment will be delivered in 2016-17. This is set out by department in **Table 2** below and detailed at **Appendix 2**.

Table 2: 2016-17 Capital Programme Month 5 Forecast

Department	2016-17 Capital Budget	2016-17 Capital Forecast	Forecast Re-profiling (to)/from Future Years (£m)
	(£m)	(£m)	(£m)
Children's Services	18.9	18.8	(0.1)
Environment and Regeneration	26.4	26.3	(0.1)
Housing and Adult Social Services	61.2	71.4	10.2
Total	106.5	116.5	(10.0)

Forecast Re-profiling

- 6.2. Under the Council's financial regulations, the re-profiling of capital budgets between financial years over £1m on an individual capital scheme is a function of the Executive.

Housing and Adult Social Services

- 6.3. New Homes Programme – the new homes programme is fully funded over the medium term. The first quarterly review in 2016-17 indicates deliverable new homes capital expenditure of £39.6m in 2016-17, which is £10.2m more than the £29.4m estimated when setting the 2016-17 original budget. This will be reviewed at the second quarterly review before determining the amount of resources required to bring forward from future years to 2016-17.

7. IMPLICATIONS

Financial Implications

- 7.1. These are included in the main body of the report.

Legal Implications

- 7.2. The law requires that the Council must plan to balance its spending plans against resources to avoid a deficit occurring in any year. Members need to be reasonably

satisfied that expenditure is being contained within budget and that the savings for the financial year will be achieved, to ensure that income and expenditure balance.

Environmental Implications

- 7.3. This report does not have any direct environmental implications.

Resident Impact Assessment

- 7.4. A resident impact assessment (RIA) was carried out for the 2016-17 Budget Report approved by Full Council. This report notes the financial performance to date but does not have direct policy implications, so a separate RIA is not required for this report.

Background papers: None

Responsible Officer:

Mike Curtis
Corporate Director of Finance and Resources

Report Authors:

Martin Houston
Strategic Financial Advisor
Tony Watts
Head of Financial Planning

Signed by



Executive Member for Finance,
Performance and Community Safety

11 October 2016

Date

Appendix 1 - Revenue Monitoring 2016-17 Month 5 by Service Area

GENERAL FUND					
Department / Service Area	Original Budget	Current Budget	Forecast Outturn	Forecast Over/(Under) Spend Month 5	Forecast Over/(Under) Spend Month 4
	£'000	£'000	£'000	£'000	£'000
FINANCE AND RESOURCES					
Corporate Director of Finance and Resources	915	892	892	0	0
Digital Services and Transformation	1,345	8,604	9,104	500	500
Financial Management	(3,072)	(3,117)	(2,283)	834	1,214
Financial Operations	2,359	7,207	6,557	(650)	(300)
Internal Audit	551	547	547	0	0
Total Finance and Resources	2,098	14,133	14,817	684	1,414
CHIEF EXECUTIVE'S DEPARTMENT					
Chief Executive	4	0	0	0	0
Governance and Human Resources	340	448	448	0	0
Strategy and Community Partnerships	3,067	4,399	5,399	1,000	1,000
Total Chief Executive's Department	3,411	4,847	5,847	1,000	1,000
CHILDREN'S SERVICES					
Learning and Schools	21,927	22,758	22,578	(180)	(330)
Partnerships and Support Services	15,273	16,207	16,207	0	0
Targeted and Specialist Children and Families	38,482	41,028	43,268	2,240	2,390
Less Projected Ring-Fenced Schools Related Underspend	0	0	1,110	1,110	1,110
Total Children's Services	75,682	79,993	83,163	3,170	3,170
ENVIRONMENT AND REGENERATION					
Directorate	(2,458)	(1,213)	(1,213)	0	0
Planning and Development	1,796	1,894	2,439	545	412
Public Protection	10,609	11,324	11,929	605	561
Public Realm	24,694	23,368	26,420	3,052	2,337
Total Environment and Regeneration	34,641	35,373	39,575	4,202	3,310
HOUSING AND ADULT SOCIAL SERVICES (HASS)					
Temporary Accommodation (Homelessness Direct)	2,176	2,471	2,932	461	461
Housing Needs (Homelessness Indirect)	1,819	1,501	1,426	(75)	(75)
Housing Benefit	880	880	880	0	0
Housing Strategy and Development	217	174	142	(32)	(32)
Housing Administration	1,850	2,404	2,052	(352)	(352)
Total Housing General Fund	6,942	7,430	7,432	2	2
Adult Social Care	31,030	31,738	31,728	(10)	(10)
Integrated Community Services	15,772	15,534	15,353	(181)	(181)
Strategy and Commissioning	31,774	31,904	32,076	172	172
Total Adult Social Services	78,576	79,176	79,157	(19)	(19)
Total Housing and Adult Social Services	85,518	86,606	86,589	(17)	(17)
PUBLIC HEALTH					
NHS Health Checks	342	342	398	56	56
Obesity and Physical Activity	731	731	731	0	0
Other Public Health	(21,496)	(19,184)	(19,184)	0	0
Sexual Health	8,268	8,268	8,233	(35)	(35)
Smoking and Tobacco	673	673	602	(71)	(71)
Substance Misuse	7,444	7,444	7,465	21	21
Children and Young People	1,906	1,726	1,748	22	22
Children 0-5 Public Health	2,132	0	14	14	14
Total Public Health	0	0	7	7	7
DEPARTMENTAL TOTAL	201,350	220,952	229,998	9,046	8,884
CORPORATE ITEMS					
Corporate and Democratic Core / Non Distributed Costs	15,129	14,545	14,545	0	0
Other Corporate Items	290	(939)	(4,915)	(3,976)	(3,976)
Corporate Financing Account	(22,475)	(22,475)	(24,475)	(2,000)	(2,000)
Levies	22,005	22,005	22,005	0	0
Transfer to/(from) Reserves	12,555	(5,369)	(5,369)	0	0
Specific Grants	(17,960)	(17,960)	(17,960)	0	0
Core Government Funding / Council Tax	(211,162)	(211,162)	(211,162)	0	0
No Recourse to Public Funds	268	403	1,211	808	808
Total Corporate Items	(201,350)	(220,952)	(226,120)	(5,168)	(5,168)
GROSS TOTAL	0	0	3,878	3,878	3,716
Drawdown from Contingency Reserve	0	0	(3,010)	(3,010)	(3,010)
NET TOTAL	0	0	868	868	706

Appendix 1 - Revenue Monitoring 2016-17 Month 5

HOUSING REVENUE ACCOUNT(HRA)						
Department / Service Area	Original Budget	Current Budget	Latest Actual	Forecast Outturn	Forecast Over/(Under) Spend Month 5	Forecast Over/(Under) Spend Month 4
	£'000	£'000	£'000	£'000	£'000	£'000
Dwelling Rents	(160,331)	(160,331)	(53,444)	(162,031)	(1,700)	(1,700)
Non Dwelling Rents	(1,750)	(1,350)	(746)	(1,350)	0	0
Heating Charges	(2,000)	(2,000)	(666)	(2,000)	0	0
Leaseholders Charges	(9,748)	(9,748)	(3,250)	(9,748)	0	0
Other Charges for Services and Facilities	(4,377)	(4,377)	(1,342)	(4,577)	(200)	(200)
PFI Credits	(22,854)	(22,854)	(7,618)	(22,854)	0	0
Interest Receivable	(500)	(500)	0	(500)	0	0
Contribution from General Fund	(816)	(816)	0	(816)	0	0
Gross Income	(202,376)	(201,976)	(67,066)	(203,876)	(1,900)	(1,900)
Repairs and Maintenance	31,930	31,930	8,960	31,930	0	0
General Management	49,155	48,955	23,741	48,530	(425)	(425)
PFI Payments	39,714	39,714	17,339	39,964	250	250
Special Services	16,817	16,817	4,227	16,817	0	0
Rents, Rates, Taxes and Other Charges	739	539	286	679	140	140
Capital Financing Costs	46,387	46,387	0	46,387	0	0
Bad Debt Provisions	750	750	0	750	0	0
HRA Contingency	2,500	2,500	0	2,500	0	0
Transfer to HRA Reserves	14,384	14,384	0	16,319	1,935	1,935
Gross Expenditure	202,376	201,976	54,553	203,876	1,900	1,900
Net (Surplus)/Deficit	0	0	(12,513)	0	0	0

Appendix 2: Capital Monitoring 2016-17 Month 5

	2016-17 Budget Monitoring						
	Original Budget	Budget Changes During the Year	Revised Budget	Forecast Outturn	Forecast Re-profiling (to)/from Future Years	Expenditure to Date	% Budget Spent to Date
	£m	£m	£m	£m	£m	£m	£m
CHILDREN'S SERVICES							
Moreland Primary School	8.4	0.0	8.4	8.4	0.0	4.9	58%
Dowery Street Pupil Referral Unit	4.3	(1.9)	2.4	2.4	0.0	1.4	58%
The Bridge Free School	4.7	0.0	4.7	4.7	0.0	0.0	0%
Primary School Expansions	6.4	(6.4)	0.0	0.0	0.0	0.0	0%
Primary Capital Scheme	0.3	0.1	0.4	0.4	0.0	0.2	50%
Windows Scheme	0.4	0.0	0.4	0.4	0.0	0.1	35%
Primary Bulge Classes	0.1	0.1	0.2	0.2	0.0	0.1	48%
Primary Electrical Schemes	0.9	0.0	0.9	0.9	0.0	0.3	33%
Mechanical Schemes	0.4	0.1	0.5	0.5	0.0	0.1	20%
Early Years Two Year Old Places	0.9	(0.4)	0.5	0.5	0.0	0.0	0%
Other	3.0	(2.5)	0.5	0.4	(0.1)	0.0	0%
Total Children's Services	29.8	(10.9)	18.9	18.8	(0.1)	7.1	37%
ENVIRONMENT AND REGENERATION							
Other Environment and Regeneration	0.0	0.1	0.1	0.1	0.0	0.0	0%
Planning and Development	2.0	(1.8)	0.2	0.2	0.0	0.1	32%
Cemetaries	0.5	0.0	0.5	0.5	0.0	0.0	0%
Disabled Facilities	0.7	0.2	0.9	0.9	0.0	0.3	29%
Libraries	0.0	0.1	0.1	0.1	0.0	0.0	0%
Private Sector Housing	1.6	(0.4)	1.2	1.2	(0.0)	0.0	3%
Combined Heat and Power	4.0	0.4	4.4	4.3	(0.1)	1.2	27%
Energy Saving Council Buildings	0.2	0.7	0.9	0.9	(0.0)	0.2	19%
Vehicles	3.7	(1.6)	2.1	2.1	0.0	0.7	32%
Greenspace	0.4	1.3	1.7	1.4	(0.3)	0.3	18%
Highways	4.4	(0.1)	4.3	4.3	0.0	0.7	17%
Ironmonger Row Bath	0.0	0.0	0.0	0.2	0.2	0.2	0%
Leisure	4.5	0.1	4.6	4.6	0.0	1.2	26%
Other Energy Efficiency	0.7	0.5	1.2	1.2	0.0	0.0	0%
Recycling Improvements	0.9	(0.6)	0.3	0.3	(0.0)	0.0	0%
Special Projects	0.0	0.4	0.4	0.4	0.0	0.1	26%
Traffic and Engineering	3.3	0.2	3.5	3.6	0.1	0.6	17%
Total Environment and Regeneration	26.9	(0.5)	26.4	26.3	(0.1)	5.5	21%
HOUSING AND ADULT SOCIAL SERVICES							
HOUSING							
Major Works and Improvements	31.1	0.0	31.1	31.1	0.0	9.8	32%
New Build	29.4	0.0	29.4	39.6	10.2	8.3	28%
Total Housing	60.5	0.0	60.5	70.7	10.2	18.1	30%
ADULT SOCIAL SERVICES							
Care Services	0.0	0.7	0.7	0.7	(0.0)	0.0	1%
Total Adult Social Services	0.0	0.7	0.7	0.7	(0.0)	0.0	1%
Total Housing and Adult Social Services	60.5	0.7	61.2	71.4	10.2	18.1	30%
FINANCE AND RESOURCES							
Digital Services	1.5	(1.5)	0.0	0.0	0.0	0.0	0%
Total Finance and Resources	1.5	(1.5)	0.0	0.0	0.0	0.0	0%
TOTAL CAPITAL PROGRAMME	118.7	(12.2)	106.5	116.5	10.1	30.7	29%

This page is intentionally left blank



ISLINGTON

Annual Report of the Executive Member for Finance, Performance and Community Safety

Cllr Andy Hull

Policy and Performance Scrutiny Committee
31 October 2016

Responsibilities

- **Finance** (eg budgets; revenues; welfare; procurement)
- **Resources** (eg property; health & safety; HR; legal; IT)
- **Democratic Services** (eg secretariat; registry; elections)
- **Customer Services** (eg Contact Islington; complaints)
- **Performance** (eg monitoring and management; risk)
- **Transformation** (eg shared services; income generation; asset optimisation; digitisation)
- **Community Safety** (eg crime; public protection; police)



Budgets

- Delivered a balanced 2015/16 budget at year-end and annual accounts for 2015/16 signed off with no qualifications or issues
- Prepared and passed the council's 2016/17 budget, delivering a further £24 million of savings as a result of government cuts, meaning that the council has now in total had to reduce spending by £174 million since 2010
- Developed the council's budget strategy through the medium term financial forecast



Revenue and benefits

- Maintained our council tax and business rates collection rates, generating £130m of revenue for the council
- Collected almost £1m since September 2015 in backdated debt through our targeted “attack arrears” project
- Oversaw the Council Tax Single Person Discount annual checking process
- Passed our Council Tax Support Scheme at Council



Revenue and benefits

- Continued to run one of the best-performing Housing Benefit administration services in London
- Continued to fund the Resident Support Scheme, despite government cuts to grants, to support the vulnerable in crisis or in need of additional support
- Continued advice sector funding at the highest level in London, including our own Income Maximisation Team
- Continued to convene the Islington Debt Coalition
- Retained Universal Support Delivered Locally, linking people to iWork, Personal Budgeting Support and ACL
- Maintained the cap on council tax support at 8.5%, despite the loss of government support



Procurement

- Agreed new Procurement Strategy 2015–20
- Appropriate contracts now in place for all external spend
- Commissioning & Procurement Board supporting and challenging all procurements to reduce costs and improve effectiveness
- All new national transparency requirements met
- Training on how to win council business delivered to local small- and medium-sized enterprises (SMEs) and the voluntary sector



Property

- Established a programme of work to generate £3m of additional income/savings through building rationalisation and increasing commercial lettings, eg:
 - Refurbished and re-let buildings at Old St likely to achieve over £1.5m pa additional income by 2019
 - Reducing our administrative office building footprint and partnering with health colleagues should save us over £400k pa
- Working with Housing and VCS colleagues to review use of community centres to ensure optimal use
- Restructured the property team
- Enhanced security at the Town Hall



Legal

- Successful challenge to TfL's plans to close Caledonian Road Station for 8 months
- Successful partnership working with TfL to resist the application to judicially review the Archway Gyratory decision
- Assisting the Family Justice Group in providing innovative ideas to help families and reduce the need for Care Proceedings
- Dealing with in-sourced litigated insurance work
- Supporting Housing in establishing a property company



Human Resources

- New online recruitment system (Trac) implemented
- Voluntary redundancy exercise (2015/16) carried out
- Successfully re-accredited by Timewise
- Payroll Giving Quality Mark Award 2016 achieved
- Coaching capacity expanded: 19 new coaches on track to complete CMI Level 5 qualification
- New Occupational Health provider procured
- First cohort of Inspiring Leadership programme for BME staff to address under-representation at senior levels



Digital

- New council website launched in September 2016, making content and transactions easier to find
- Digital Inclusion programme (GO ON) now underway: 100 digital champions recruited and being deployed; plans to trial tablets with Hillside Clubhouse and on the Andover Estate; and libraries becoming digital hubs
- Introduced guest wifi in council buildings and improved remote working capabilities for council staff
- Established improved security arrangements to protect the council's networks
- Progressed the shared ICT service with Camden and Haringey, with a new Shared Head of IT



Democratic Services

- Implemented changes to increase public involvement in meetings of full Council
- Supported the establishment of iCo (Islington Company)
- Supported a busy scrutiny programme with the completion of eight major and a number of minor scrutinies
- Significant reorganisation implemented across the department



Registrars

- Increased performance levels and all national performance targets exceeded (target 95%)
- Income target of £1.2 million achieved
- Over 75% of appointments are now booked online
- Marketing website 'Say I Do Islington' achieved over 130,000 hits in the last 6 months
- New income generation pilots (eg Passport Check & Send; Online Wedding Supplier advertising)
- Currently Registrars Manager is shared with Hackney & City of London (bringing in revenue to Islington)



Elections

- Delivered Greater London Authority elections and EU Referendum within 7 weeks of each other
- EU Referendum saw electoral registration hit historic highs. In the 3 weeks prior to the EU Referendum:
 - 19,265 applications to register to vote
 - Over 5,000 new postal voters added
- Canvassing with tablets this year – one of the first in UK
- Also delivered two Business Improvement District elections, Youth Council election, HMP Pentonville Prison Council election and Barnsbury Ward by-election



Performance

- Reviewed and refreshed the council's corporate performance indicators, setting new challenging targets for 2016/17 – Scrutiny Chairs engaged in the process
- Introduced new arrangements for performance reporting to scrutiny – each committee will have responsibility for monitoring and challenging performance for those areas which fall within its remit
- Held Monthly Performance Panels (MPPs) focusing on key priorities with corporate directors and executive members
- Tracked progress against the wider Corporate Plan (Islington Commitment) publishing headlines on website and in posters across the council



Risk

- Re-let our internal audit contract with six other London boroughs, delivering volume discounts
- Completed the internal audit plan for 2014/15 with high levels of implemented recommendations. Prepared and embarked on fully consulted, risk-based plan for 2015/16
- Revised the corporate anti-fraud strategy and policies to maximise the benefits from corporate anti-fraud resources
- Rolled out revised corporate risk management framework
- Achieved a 'reasonable assurance' (second best of four possible levels) following an audit by the ICO and have implemented all the post-audit recommendations
- Data Protection Sharepoint site for handling 'subject access requests' and improved FOI handling



Transformation

- **Income generation:** eg established the Commercial Board; new income generating activities (such as Trees, Memorials and Pest Control); iCo established with several services now trading through it (eg Schools HR and Commercial Waste)
- **Shared services:** eg major shared digital service with Camden and Haringey
- **Asset optimisation:** eg accommodation review to vacate Northway House & CCG coming to Laycock
- **Digitisation:** eg more services such as Housing Repairs, Schools Admissions and Wedding Planning online, with first phase of Business Portal now live (reduced call volumes and visits into Contact Islington by 10% and 7% respectively last year)



Community Safety

- Successful launch of the multi-agency Integrated Gangs Team based at Islington Police Station in Tolpuddle Street
- New Safer Islington Partnership Hate Crime strategy launched
- Reduction in repeat ASB callers to Islington Council
- Significant decrease in burglary offences
- Increased numbers of prolific adult offenders now in Education, Training or Employment (ETE)
- More effective handling of high risk Domestic Violence cases (through DV MARAC)



Fairness

- Continued leadership on the Living Wage: first accredited Living Wage local authority in UK; 100% of LBI staff and 98% of contractors receive at least LLW; persuaded 110 other Islington employers to go LW; first council to become a Living Wage Friendly Funder
- Promoted awareness of IDAHOT, Transgender Day and Bi-Visibility Day in support of the LGBT community
- Launched Islington Council's 'Tough Choices' anti-cuts communications campaign
- Established and led Red Lines campaigns pan-London against cuts to youth funding and adult social care
- Supported Fairness Commissions to tackle inequality nationally and internationally

Report of: Director of Digital and Processing Services

Meeting of	Date	Agenda Item	Ward(s)
Policy & Performance Scrutiny Committee	31 October 2016		All

Delete as appropriate	Exempt	Non-exempt
-----------------------	--------	------------

SUBJECT: IMPACTS OF WELFARE REFORM – UPDATE

1. Synopsis

- 1.1 The government is in the process of introducing wide-ranging reforms to welfare benefits which impact upon many Islington residents, including some of the poorest and most vulnerable. The Council is doing what it can to assess the scale of impact and support those most affected.
- 1.2 This report summarises the latest developments in the government’s programme of welfare reform. It also sets out the findings from recent research commissioned to establish the impact of welfare reform in Islington and make recommendations on where to target support.

2. Recommendations

- 2.1 To note the changes introduced in the Welfare and Work Act 2016, including a further reduction in the benefit cap, and the timetable for implementation of outstanding reforms (Appendix A)
- 2.2 To note the findings and recommendations of research undertaken to establish the impact of welfare reforms in Islington (full report at Appendix B)

3. Background: update on welfare reform legislation

- 3.1 The Welfare Reform Act 2012 introduced a series of reforms to welfare provision in order to improve work incentives and simplify the benefits system. Key measures included:
- Introduction of Universal Credit to replace a range of existing means-tested benefits and tax credits for people of working age
 - Personal Independence Payments to replace the current Disability Living Allowance
 - Restrictions on Housing Benefit entitlement for social housing tenants whose accommodation is considered larger than necessary (the ‘Bedroom Tax’)

- A cap on the total amount of benefits that can be claimed per household to £26,000

3.2 A second piece of legislation, the Welfare Reform and Work Act 2016, introduced further measures which aim to increase employment and reduce the welfare budget. This Act:

- Creates statutory duties for the Government to report annually on progress towards full employment, creating 3 million new apprenticeships by 2020, and on the Troubled Families Programme
- Requires the government to report annually on child poverty and amends the Child Poverty Act 2010 to become the Life Chances Act. The Act repeals the duty to eradicate Child Poverty by 2020, and changes how child poverty will be measured, replacing previous measures based on family income with indicators of children's 'life chances' (number of children living in workless households and GCSE results). The Social Mobility and Child Poverty Commission will become the Social Mobility Commission and report annually on progress towards social mobility
- Lowers the benefit cap for families on out of work benefits: in London, the new cap (from 7 November 2016) will be £23,000 (£15,410 for single claimants). The national cap will be £20,000 for couples / lone parents (£13,400 for single claimants). The Secretary of State must review the cap at least once in each Parliament. *NB: this will enable the government to amend the cap without the need for further legislation*
- Freezes most working-age benefits and tax credit amounts for the next four years, with effect from April 2016: Income Support, Jobseeker's Allowance (JSA), Employment and Support Allowance (ESA), Housing Benefit, Universal Credit (UC), the individual child elements of Child Tax Credit (CTC) and most elements of Working Tax Credit
- Limits the amount of support provided by Child Tax Credit for families with children born after April 2017, and the child element of Universal Credit to two children
- Removes the work-related activity component in Employment and Support Allowance and the limited capability for work element in Universal Credit
- Requires social housing providers to reduce rent levels by 1% every year for four years, from April 2016

3.3 The latest timetable for implementation of the welfare reform programme is attached at Appendix A. This is subject to change but provides a sense of what is still to come, and when.

Challenges and Changes

3.4 In January this year, the Court of Appeal ruled that the Bedroom Tax unlawfully discriminated against victims of domestic violence and disabled children. The Government appealed the decision on the basis that the additional support given to local authorities through Discretionary Housing Payment and other discretionary funding is intended to support vulnerable people. The main issue raised by these cases is whether passing the duty to local authorities under a discretionary scheme is sufficient, or whether these groups need to be exempt through legislation. The case has been considered by the Supreme Court and we are awaiting its ruling.

3.5 Challenges made during the debate on the Welfare and Work Bill have resulted in a change in the benefit cap related to carers. Those entitled to Carers Allowance / Carers element of UC or Guardians Allowance will now be exempt from the benefit cap. Existing claimants of these benefits will have the cap removed from 7 November 2016.

4. Impact of welfare reform in Islington

- 4.1 A significant proportion of Islington residents are affected by the welfare reforms – over 22,000 residents are on out of work benefits and in receipt of housing benefit or council tax support.
- 4.2 The Council recently commissioned research into the impact of welfare reforms in Islington – both changes already implemented and those still to come.
- 4.3 The analysis used information from the Council’s datasets of households in receipt of either Housing Benefit or Council Tax support. There were 31,313 households in these datasets (33.5% of the total Islington population based on 2011 Census). Of these, 71.5% of households (22,388) were of working age and thus subject to welfare reforms. These formed the basis for the analysis. The report was accompanied by a detailed spreadsheet down to household level to enable the Council to identify and target future support based on the recommendations.
- 4.4 The full report is attached as Appendix B. A summary of main impacts is as follows:

Bedroom Tax:

- 2,160 (11.7%) of the 18,438 working-age households in social housing, received reduced Housing Benefit due to the under-occupation charge – average reduction £23.27 per week
- The majority affected (74.2%) had one spare room, 24.5% had two or more spare rooms
- The majority are Single (67.7%) and Lone parent (15.7%). 57% are disabled or have a long term health condition

Cap on Local Housing Allowance:

- 2,841 households in the analysis are in privately rented accommodation. 41.2% are charged rent above the LHA rate used to calculate HB so face a shortfall
- The average shortfall is £62.26 per week (£62.86 for the 1,192 households in private rented and £59.97 for the 291 households in temporary accommodation)

Council Tax support:

- 26,921 households are in receipt of council tax support, the majority (78.5%) in a protected group (pensioners and vulnerable people) receiving full support so not impacted
- The remaining 21.5% have seen an average reduction of £1.56 per week in support following the change from Council Tax Benefit to council tax support

Benefit Cap at £26,000:

- 195 households are affected by the benefit cap - average HB reduction of £53.26 per week (household most heavily affected has £461.81 per week reduction. 3 households currently lose all of their Housing Benefit as a result of cap)
- 76.4% of the affected households have children – 457 children are currently affected
- 65.1% of capped households are lone parents, 11.3% couples with children, 23.6% single

Reduced Benefit Cap to £23,000:

- Between 1,452 and 755 households will be affected by the lower benefit cap
- 250 households will lose less than £20 per week. 92 will lose more than £100 per week
- 431 households have been identified as being newly capped and are in receipt of ESA – if any are in the ESA Support Group they could be exempt
- 65 households identified as being capped appear to be in work – if these households increase their hours worked, and the claimant is over 25, they too could be exempt

Cumulative impact of reforms (excluding Council Tax support):

- Reforms implemented to date have resulted in an average fall in income of £5.62 per week for low-income working-age households
- The reduction in the benefit cap to £23,000 will result in a further average income loss of £2.40 per week for working-age households in Islington
- Looking at the combined effect of inflation and expected rent increases, alongside the freezing of benefit rates, the average household in Islington can expect to be £40.16 worse off in 2020 compared to April 2016. The position varies by household:
 - 57.7% of households will have lower benefit entitlement and need transitional protection
 - 33.3% of households would see their entitlement increase under Universal Credit
 - 9.0% would face no change in income
- 1,913 households will face a 'high impact' - a fall in household income of over £30 per week – as a result of the bedroom tax, reduced benefit cap, LHA cap, and cuts to council tax support. Lone parents, households in the private-rented sector and those in work are most likely to have a 'high' impact

4.5 The report recommends that the Council should:

- Use other datasets to identify Carers, ESA support group, and those with disabled children or in exempt accommodation
- Ensure those who are working are aware of how many hours they need to work to be exempt from the benefit cap. For those not in work, identify and target support at those highly impacted but with low barriers to work (515 households)
- Use the data to understand who is most heavily impacted and target DHP and other support accordingly
- Use the database to ensure a coordinated approach across council and partner services to maximise resource / effort and avoid duplication
- Identify further savings – including an estimated £1.1m Pupil Premium by ensuring that households entitled to Free School Meals have submitted their means tested claim to allow the school to draw down the premium

5. Implications

Financial Implications

5.1 Changes to social security are impacting upon Islington residents, with the benefit cap and the bedroom tax having a direct impact upon households' ability to pay their rent. Discretionary Housing Payment (DHP) is being used to mitigate this. The reduction of Local Welfare Provision funding threatens to reduce the Council's ability to provide support to those in crisis.

Legal and Equality Implications

5.2 The council has a duty under the Equality Act 2010 to have due regard to the need to eliminate discrimination between people who share a protected characteristic and people who do not. The welfare reforms will particularly affect those groups who are more likely to be dependent on benefits – female lone parents, disabled people and those with long term health conditions, and those from BME backgrounds. The Council is working with partners to reduce the impact on these groups through targeted support to find sustainable housing and employment.

Environmental implications

5.3 None.

6. Conclusion

- 6.1 The Council continues to prioritise support for those who face the most severe hardship, although this is becoming increasingly difficult with year on year reductions in funding from government. Participation in the USDL trial, and other employment initiatives, will help make the case to Government for the important role that local authorities can play in providing support that meets the needs of local residents. If we succeed, it will enable the Council to have greater control over, and resources available for, employment and welfare support at a local level.

Report Author:

Annette Hobart

Corporate Strategy and Performance Manager, Chief Executive's Department

Tel: 020 7527 3244

E-mail: Annette.hobart@islington.gov.uk

Final report clearance:

Signed by:

Date

**Received
by:**

Date

Implementation of welfare reforms: Latest timetable

From 1 April

- Four year freeze on most working age benefits and child tax credit

From September 2016

- Reduction in support available as part of Disabled Students Allowance
- New maintenance loan support will replace student grants. Cash support for new students will increase by £766 to £8,200 a year. Loans will be paid back only when graduates earn above £21,000 a year
- The government will lift the age cap on new loans to postgraduates from 2016-17 so they are available to all those under 60

From November 2016

- From 7 November 2016 the benefit cap will be reduced. The new cap rate is £20,000 nationally (£13,400 for single adults with no children) or £23,000 (£15,410 for single adults with no children) in Greater London (32 London boroughs and the City of London).
 - Applying the cap for currently capped claims: the assessment will be undertaken automatically using current data held by DWP and LA systems, but with the inclusion of the lower cap level figure in the calculation. All existing capped households will have the new cap levels applied at the same time
 - Applying the cap for not currently affected claims: DWP will undertake a manual check of benefit awards and exemptions. This is expected to commence 7 November 2016 and be completed by the end of January 2017
- Those entitled to Carer's Allowance/ Carers Element of UC or Guardians Allowance will be now exempt from the benefit cap. Existing claimants of Carer's Allowance/ Carers Element of UC or Guardians Allowance should have the cap removed from 7 November 2016

From early 2017

- New Tax-free Childcare scheme aims to provide up to 1.8 million families across the UK with up to £2,000 of childcare support per year, per child, via a new simple online system
- Tuition loans will be extended to students wishing to do a second degree in STEM subjects (science, technology, engineering and mathematics) from 2017-18

From April 2017

- Bereavement support payment replaces current bereavement benefit system
- New ESA claimants who are placed in the Work-Related Activity Group will receive the same rate of benefit as those claiming Jobseeker's Allowance, alongside additional support to help them take steps back to work
- Those aged 18 to 21 who are on Universal Credit, in full digital UC areas, will have to apply for an apprenticeship or traineeship, gain work-based skills, or go on a work placement 6 months after the start of their claim. Apart from certain exceptions (those considered vulnerable) they will not be allowed to claim Housing Benefit/UC housing costs element
- Those starting a family after April 2017 will no longer be eligible for the Family Element in Tax Credits

- Universal Credit first child premium will not be available for new claims after April 2017, where the first child is born after 6 April 2017
- In households with two or more children any subsequent children born after April 2017 will not be eligible for further support. See DWP Secretary of State Damian Green's statement. Equivalent changes will be made to the Universal Credit and Housing Benefit rules
- Parents with a youngest child aged 3 or older (including lone parents) who are able to work will be expected to look for work if they are claiming Universal Credit
- New apprenticeship levy to be introduced, at a rate of 0.5% of an employer's pay bill – will be paid by employers whose salary bills exceed £3 million

From April 2018

- New Support for Mortgage Interest (SMI) will be paid as a loan, to be repaid upon sale of your house, or when you return to work
- New part-time maintenance loans from 2018-19 to support the cost of living while studying
- Cap on the amount of rent that Housing Benefit will cover in the social sector to the relevant Local Housing Allowance, which is the rate paid to private renters on Housing Benefit. This will include the Shared Accommodation Rate for single claimants under 35 who do not have dependent children. This will apply to tenancies signed after 1 April 2016, with Housing Benefit entitlement changing from 1 April 2018 onwards
- Class 2 National Insurance Contributions (NICs) will be abolished. The Government will reform Class 4 NICs as a route to self-employed individuals building entitlement to the State Pension and other contributory benefits

From May 2018

- Expected date for completion of personal independence payment assessments for working age claimants moving from DLA

From April 2019

- Those in supported accommodation who have new or renewed tenancies in the social sector will be subject to the cap on Housing Benefit at the relevant Local Housing Allowance rate

From April 2020

- Cap on social care costs in England will be £72,000
- State pension age for both men and women increases to 66

From November 2021

- Post Office card account (POCA) to be reviewed

From April 2026

- The Government will start to raise the State Pension age to 67 in stages from this date

From April 2028

- State pension age will be 67

This page is intentionally left blank



The Cumulative Impact of Welfare Reform in Islington



Contents

Contents	2
Executive Summary.....	4
The impact of individual welfare reforms.....	4
The cumulative impact of welfare reform	5
Summary of recommendations	8
1. Introduction	9
2. Methodology and Limitations.....	11
3. The Cohort	12
4. The Impact of Previous Welfare Reforms	13
4.1 Under-occupation charge	13
4.2 Local Housing Allowance	14
4.3 Council tax support	15
4.4 The benefit cap (at £26,000).....	15
4.5 Universal Infant Free School Meals Programme (UIFSM) and the Pupil Premium.....	16
5. The impact of the 2015 Summer Budget and Autumn Statement.....	17
5.1 Reducing the benefit cap to £23,000.....	17
Who will be capped, and by how much?	17
What is the profile of households that will be capped?	18
5.2 Changes to benefits for young people.....	19
5.3 Removal of the WRAG Premium.....	20
5.4 Cut to tax credits for third and subsequent children.....	20
5.5 The National Living Wage and increased personal living allowance	20
5.6 ‘Pay to Stay’.....	21
5.7 Housing Benefit capped at LHA rates for social rents.....	21
5.8 The LHA freeze	21
5.9 Removal of Housing Benefit Family Premium	22
6. The Impact of Universal Credit	23
6.1 Universal Credit is rolled out in 2016.....	24
6.2 The reduced work allowance in Universal Credit	24
The impact of Universal Credit on different households	24
6.3 In-work conditionality	26

THE CUMULATIVE IMPACT OF WELFARE REFORM IN ISLINGTON

6.4 The minimum income floor	26
6.5 Transitional Protection.....	27
6.6 Non-dependant deductions under UC.....	28
6.7 Earnings required to move out of entitlement to Universal Credit.....	28
7. The Cumulative Impact of Welfare Reform in Islington	29
7.1 The impact of reforms already in place	29
7.2 The impact of the reduced benefit cap.....	30
7.3 Households with a high impact in 2016.....	30
7.4 Targeting employment support	32
7.5 Households affected by multiple reforms	32
7.6 The 2020 scenario	33
9. Recommendations	43
Annex 1: Data limitations.....	46
Annex 2: Drivers for a change in entitlement under Universal Credit.....	48
Drivers for why a household may be better off under Universal Credit	48
Drivers for why a household may need transitional protection.....	48
Annex 3: Household data documentation	49
About Policy in Practice	55
Contact us	55

Executive Summary

This report contains the findings of an examination of the impact of welfare reform in Islington by Policy in Practice, commissioned by the London Borough of Islington. The report examines reforms that have already taken place and a selection of those that are yet to be implemented. This report's findings, which are based on a detailed household level analysis, can help the council to target its support resources more effectively.

The dataset used in the analysis comprises all households in Islington that are receiving either Housing Benefit or council tax support. There are 31,313 households in the dataset, representing approximately 33.5% of the total population of Islington. 71.5% of households in the dataset are of working age and subject to welfare reforms.

The impact of individual welfare reforms

A number of welfare reforms have already been introduced:

- The under-occupation charge (also known as the 'removal of the spare room subsidy' or the 'bedroom tax') reduces Housing Benefit for households living in the social-rented sector who are deemed to have a 'spare' room.
- The Local Housing Allowance limits the amount of Housing Benefit tenants in the private-rented sector can receive.
- The benefit cap limits the total benefit income most working-age households can receive.
- Localised Council Tax Support has passed cuts in central government funding to working-age households who are not in a protected group.

Further reforms targeted at working-age households were announced in the Summer Budget 2015. In Islington the benefit cap will fall to £23,000 per year for couples and families with children and to £15,410 per year for single people without children. Work allowances under Universal Credit have been reduced to zero for non-disabled households without children and substantially reduced for families with children.

Table 1 below provides a summary of the impact of those welfare reforms that came into effect before April 2016, based on data as at June 2016 and analysis of other reforms announced in 2015 that came into effect from April 2016 onwards. These include the loss of Housing Benefit for people under 21; the introduction of 'earn or learn' for 18-21 year olds; the loss of entitlement to child tax credits for three or more children; 'pay to stay' policies; the capping of Housing Benefit at LHA rates for tenants in the social sector; increases in the minimum wage; increases in the personal allowance and additional childcare support for 3-4 year olds.

The table includes breakdowns for each reform in terms of the number of households affected and the monetary impact, the impact on each individual household is shown in the accompanying dataset.

THE CUMULATIVE IMPACT OF WELFARE REFORM IN ISLINGTON

Table 1: The impact of individual welfare reforms				
	Number of households affected	Average weekly income reduction for those affected	Total weekly income reduction	Household type most affected
The impact of previous welfare reforms				
Under-occupation	2,160	-£23.27	-£50,265.81	Single
LHA Cap (excluding temp. acc.)	1,192	-£62.82	-£74,881.44	Single
LHA Cap (only temp. acc.)	291	-£59.97	-£17,451.27	Single
Benefit cap (£26k)	195	-£53.26	-£10,384.94	Lone parent
Council Tax Support	18,482	-£1.56	-£28,831.92	Single
The impact of the summer budget from April 2016				
Benefit cap (£23k)	1,452	-£50.51	-£73,345.92	Lone parent
Reduced UC work allowances	5,630	N/A	N/A	Lone Parent
The impact of the summer budget for new claims				
18-21 year olds and Housing Benefit	322	N/A	N/A	Single
18-21 years olds and Earn or Learn	332	N/A	N/A	Single
LHA rates applied to social renters	157	-£19.92	-£3,127.10	Single
Child element limited for new claims	5,213	N/A	N/A	Lone parent
The impact of mitigating measures for people in work in 2020				
National Living Wage & Rise in tax allowance	4,565	£22.37	£102,133.67	Lone parent
30 hrs free childcare for 3-4 year olds	1,937	N/A	N/A	Lone parent

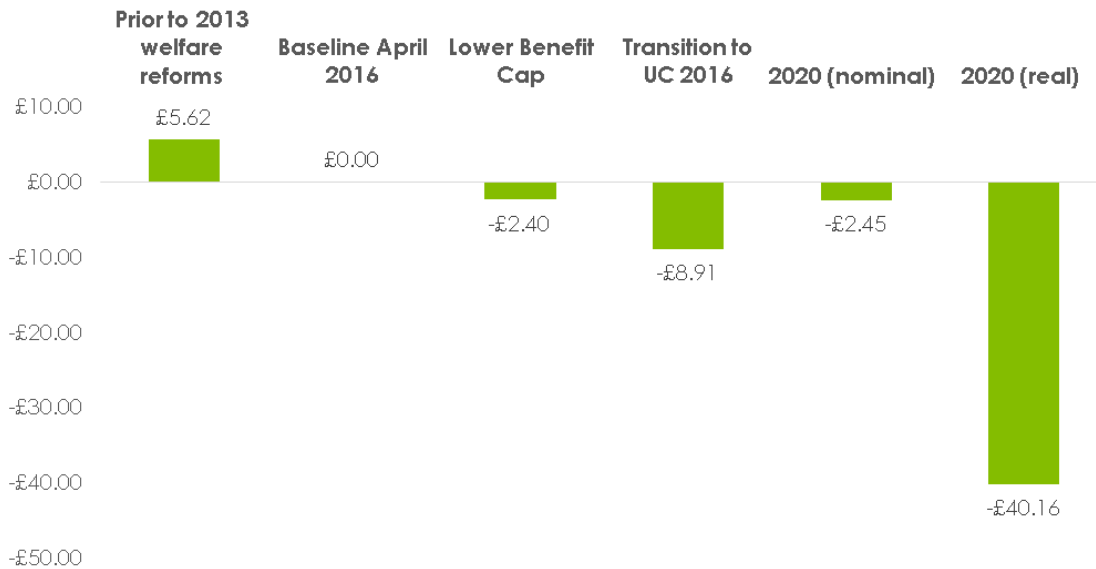
The cumulative impact of welfare reform

Figure 1 below breaks down the average weekly impact that each welfare reform will have on working age households. We take April 2016 as a baseline, against which we compare the impact of reforms prior to 2013, the impact of the lower benefit cap, the transition to UC, the mitigation measures to be implemented in the run up to 2020, plus the impact of inflation and rising rent prices.

Welfare reforms prior to 2013

The reforms implemented prior to 2013 include the benefit cap at £26,000 and LHA cap. As a result of these, low-income working-age households in Islington have seen their incomes fall by an average of £5.62.

Figure 1: Cumulative impact of welfare reform



Lower benefit cap

Earlier this year, the government reduced the benefit cap further to £23,000. In Islington, this will result in a further average income loss of £2.40 per week for working-age households.

The roll out of Universal Credit in 2016

Universal Credit (UC) will replace six existing means-tested benefits and is intended to simplify the system and improve work incentives. The implementation of UC in Islington has begun for single people making a new claim for who would have claimed income-based Jobseeker's Allowance. Numbers in receipt of UC will remain low in the short term, but our analysis estimates that at least 22,845 households in Islington will receive UC when it is fully implemented.

As Figure 1 shows, Universal Credit will reduce incomes by a further £6.51, taking the cumulative impact to £8.91 below the baseline. Furthermore, if UC was fully rolled out today and circumstances remained the same, then:

- 7568 households (33.1%) would have a lower benefit entitlement under Universal Credit and need transitional protection;
- 6876 households (30.1%) would have a higher income under Universal Credit.
- 8401 households (36.8%) would see no change in entitlement.

Nominal impact of mitigation measures (by 2020)

As a means to soften the effect of the above reforms, the government will phase in a rise in the National Living Wage to £9 per hour for people over 25, plus an increase in the personal allowance to £12,500. In Islington, these measures will benefit 4,565 households by an average of £22.37 weekly.

THE CUMULATIVE IMPACT OF WELFARE REFORM IN ISLINGTON

However, the average impact for all working age households (many of which will not be affected by these measures) is considerably smaller. As can be seen in Figure 1, by 2020 the mitigation measures will have reduced the negative cumulative impact for the cohort working age households by £6.46 to £2.45 below the April 2016 baseline.

Real impact by 2020

If we also consider the combined effect of inflation and expected rent increases, alongside the freezing of benefit rates (the real cumulative impact), the average household in Islington can expect to be £40.16 worse off in 2020 compared to April 2016. In other words, the net impact of rising living costs through to 2020 is almost -£37.77 for the average working age household in the cohort. Furthermore, when considering the real impact of welfare reform by 2020, it is found that:

- The percentage of households with lower benefit entitlement and in need of transitional protection would rise to 57.7%;
- 33.3% of households would see their entitlement increase under Universal Credit;
- 9.0% would face no change in income.

Figure 1 above depicts average impact, whereas in fact households will be affected very differently. For this reason, it is perhaps more meaningful to consider how many households will face a “high impact” due to welfare reforms, defined as a fall in nominal household income of over £30 per week as a result of the under-occupation charge, the reduced benefit cap, and the LHA cap for private renters. In Islington, 1,913 households fall under this category, while 51 households are affected by 3 or more reforms. Lone parents, households in the private-rented sector and those in work are most likely to have a ‘high’ impact due to welfare reform. There are 3 households affected by four welfare reforms.

In addition, this analysis excludes reforms that only apply to new claims (such as the removal of the family premium of Housing Benefit, the LHA applied to social renters or child tax credits for a third child), or require a change in circumstances before migration to the reformed benefits. It is likely that many of the current cohort will see a change in circumstances, and other households will make new claims for benefits. These households will be affected by all the welfare reforms leading to reduced benefit levels. The number of households that would have a lower benefit income than similar households today is therefore likely to be higher than these figures suggest.

Summary of recommendations

Policy in Practice recommends that the analysis in this report and the accompanying dataset is used by the London Borough of Islington to target support to individual households who are hardest hit by welfare reforms. The dataset can be used to target support to individual households and help the council to be proactive in engaging residents.

We recommend the following actions:

- **Identify exemptions.** The data provided does not enable us to identify some households that may be exempt from the reduced benefit cap. Other datasets such as ATLAS may help to identify households in the ESA Support Group, in receipt of Carer's Allowance, with disabled children or in exempt accommodation. Identifying additional exempt households enables the council to focus support more accurately on those most severely affected by the reforms.
- **Target employment support.** Where possible, provide information to households in work affected by the benefit cap to ensure that they are aware of the effect of increasing their weekly hours in order to reach the qualifying threshold for exemption. In addition, target employment support to the 'quick wins' – those who are highly affected by welfare reform but have low barriers to work. Our analysis has identified 515 households that face a high impact from welfare reform and appear to have low barriers to work. They may face other barriers not covered by this analysis, but some of these households may benefit from employment-related interventions.
- **Target financial support.** Our analysis has identified a total nominal loss from welfare reform of £1,510,000 to date, and a further £658,000 by 2020. Islington has £1.16m to be allocated through discretionary housing payments. Understanding who is most heavily impacted and how Islington could help the council to better target DHPs and other forms of hardship support.
- **Use this data to co-ordinate support across the council and with partners.** This analysis and the accompanying household level dataset can help to co-ordinate activity across the council to avoid duplicating support and provide a more joined-up service (e.g. Troubled Families). Partners can be commissioned to focus on the households with greatest need, or where support is likely to be most effective.
- **Use this data, and further analysis, to identify and deliver savings.** We estimate that £556,000 could be saved by using this analysis to prioritise and proactively support households impacted by the benefit cap. Additionally, £1,104,180 in pupil premium funding could be realised to drive targeted claims for means-tested free school meals. Other opportunities to deliver savings through this analysis may be identified by the council and we would be pleased to discuss this further.

1. Introduction

Welfare reform presents a complex picture for both the London Borough of Islington and its residents.

A range of reforms were introduced under the previous two governments to reduce welfare spending:

- The under-occupation charge (also known as the 'removal of the spare room subsidy' or the 'bedroom tax') reduces Housing Benefit for households living in the social-rented sector who are deemed to have a 'spare' room.
- The Local Housing Allowance limits the amount of Housing Benefit tenants in the private-rented sector can receive.
- The benefit cap limits the total benefit income most working-age households can receive.

A number of further measures were announced in the Summer Budget in July 2015:

- The benefit cap has been reduced to £23,000 per year in Islington for couples and families with children, and to £15,410 for single people without children.
- Work allowances under Universal Credit have been reduced, to £0 for non-disabled households without children, and substantially for families with children.
- Reforms affecting young people, including the loss of Housing Benefit for people under 21; the introduction of 'earn or learn' for 18-21 year olds, and the capping of Housing Benefit at LHA rates for tenants in the social-rented sector (overwhelmingly affecting people under 35).
- The withdrawal of entitlement to child tax credit for families having a third child (to be introduced after April 2017), and the 'Pay to stay' policy affecting higher earners in the social-rented sector.
- Increases in the minimum wage, the personal allowance, and additional childcare support for 3-4 year olds.

Universal Credit is being introduced in order to simplify the benefit system and improve work incentives. In Islington Universal Credit was introduced in March 2016 for new, single JSA claimants.

Islington Council would like to be proactive in its response to Universal Credit and other welfare reforms. The overall objective of this project is to help Islington use its own data to identify those residents most likely to be affected by recent and upcoming changes to the welfare benefits system.

The project sets out to:

- understand the impact of recent reforms to the welfare system;
- model the impact of reforms announced in the 2015 Summer Budget and Autumn Statement that have not yet been implemented;
- assess the impact of Universal Credit;
- understand the cumulative impact that these reforms will have across the council.

Islington will be able to use this information in a proactive way to:

THE CUMULATIVE IMPACT OF WELFARE REFORM IN ISLINGTON

- make better use of its data to target support to residents that need it most;
- take preventative action to mitigate the impact of welfare reforms;
- better co-ordinate resources and support across the district, by understanding the cumulative impact of reforms on the personal finances of residents.

To help Islington achieve these objectives, this report is accompanied by a household-level dataset. This will be securely sent as an excel spreadsheet. It includes flags and filters that show who is affected by each element of the welfare reforms; the financial impact of each reform; the cumulative impact of all reforms and other indicators of need, such as barriers to employment, to help prioritise support. For an introduction on how to use this dataset to target operational activity click here for a short [video](#) outlining

By enabling the council to identify which households are most heavily affected by welfare reform, the council will be able to better target more effective support to those who need it most.

The analysis is carried out using data on all households in Islington that are currently (June 2016) receiving either Housing Benefit or council tax support. There are 31,313 households in this cohort, which represents approximately 33.5% of the population of Islington. 71.5% of households in the cohort are of working age and subject to welfare reforms. Detailed information about this dataset can be found in Annex 3.

Data provided by the council is cleaned then analysed by proprietary software that models current and future benefit systems. This analysis utilises the Universal Benefit Calculator owned by Policy in Practice.

2. Methodology and Limitations

This analysis is based on the Islington Single Housing Benefit Extract (SHBE) and Council Tax Reduction Scheme (CTRS) data as of June 2016.

SHBE is a Housing Benefit dataset provided monthly by local authorities for the DWP. The dataset contains individual-level data and thus is a rich resource for analysing the impact of welfare reform at both an individual and an aggregate level. It represents low-income households, defined as those in receipt of Housing Benefit. The CTRS dataset contains similar data for all households in receipt of council tax support.

The London Borough of Islington has signed a secure data-sharing agreement with Policy in Practice. Personally identifiable information has been redacted. Policy in Practice has converted the data into a format consistent with the Universal Benefit Calculator software engine. The analysis using this software was undertaken on a secure server. The output of the analysis shows the individual and aggregate impacts of welfare reform.

There are three general limitations to this methodology:

- The analysis is based on the data provided. In some cases, the data itself may not be accurate. Some residents have little incentive to provide the council with updated information. For example, households in the private-rented sector that pay rent above the Local Housing Allowance are less likely to report further increases in their rent, as this has no impact on their Housing Benefit.
- The data is a snapshot of low-income households, primarily tenants. It does not take into account changes in circumstances that may have occurred since the data was extracted from the system in June 2016, or that will occur after the analysis has been conducted.
- The report presents a 'static' analysis of the impact of welfare reforms. It does not take into account any behavioural impact that the reforms may have. This means that 'dynamic' effects, such as moving into or out of work, are not taken into account in this report. The report also does not take into account preventative front-line support provided by the local authority and its partners.
- The report primarily focuses on tenants and some owner-occupiers. It does not seek to provide analysis of benefit reform on those living as non-dependants, owner-occupiers not receiving help with council tax, or asylum seekers. These groups may also have been affected by welfare reforms.

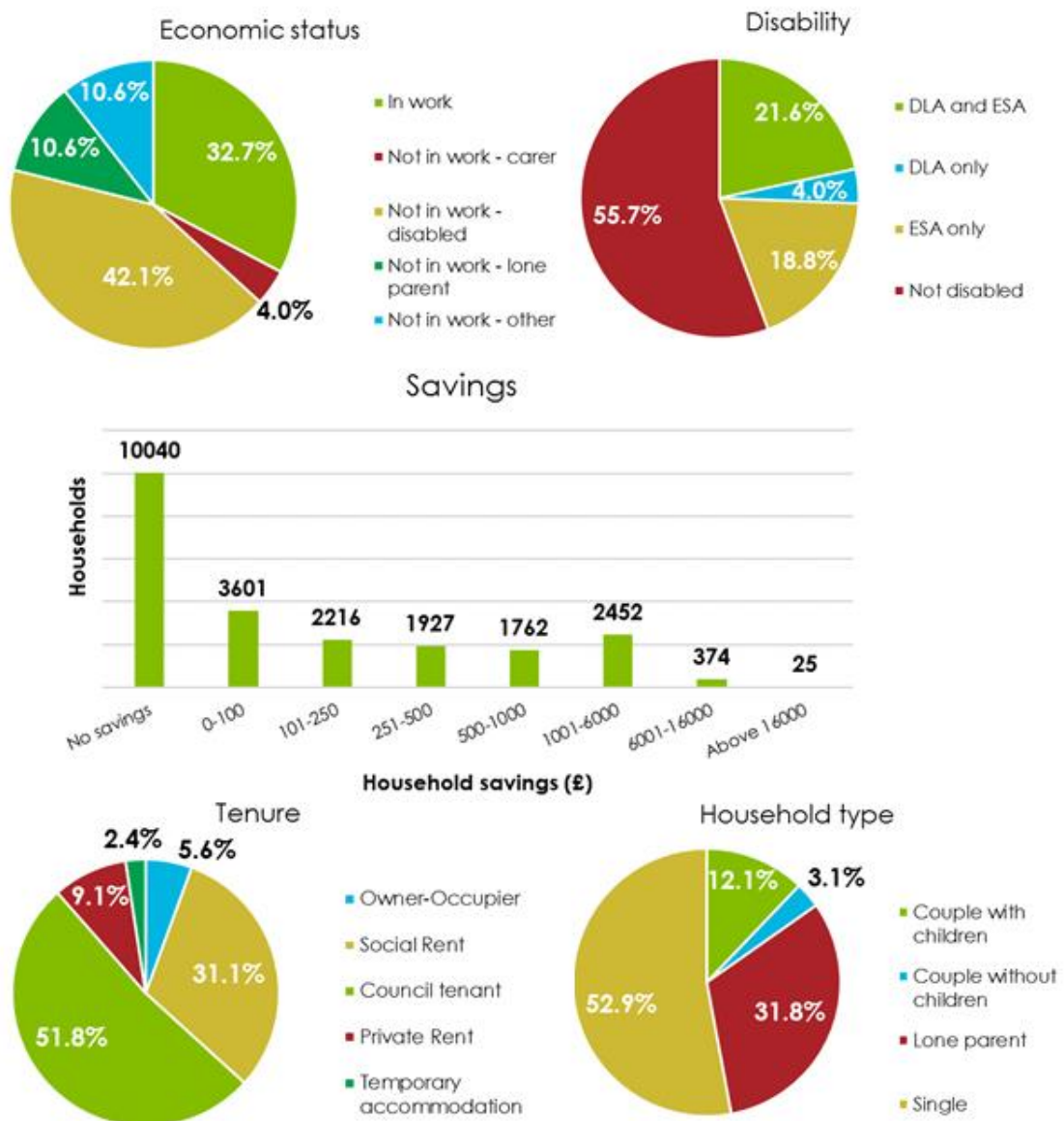
In addition to these general considerations, there are some limitations to the information held within the SHBE and CTRS datasets that require assumptions to be made in order to complete calculations. Annex 1 provides a complete list of these limitations, the assumptions made, the rationale for the assumptions and the implications for the analysis.

3. The Cohort

The Islington cohort for this analysis is comprised of all households receiving either Housing Benefit or Council Tax Reduction. The figures in this report are therefore reasonably representative of low income households in Islington. There are 31,313 households in the cohort; 43,915 adults (including non-dependants) and 18,709 children. Based on census data from 2011, this cohort represents approximately one third of all households in Islington.

28.5% of this cohort is of pension age and thus protected from the vast majority of welfare reforms. The remaining 71.5% of the cohort are working-age households and are the focus of analysis in this report. The characteristics of these households are shown in figure 3 (below).

Figure 3: Characteristics of households



4. The Impact of Previous Welfare Reforms

4.1 Under-occupation charge

The under-occupation charge (also known as the removal of the spare room subsidy or the bedroom tax) was introduced in April 2013. It applies to households who are tenants of social housing who are deemed to have a 'spare' room. The rent used in the calculation of any Housing Benefit is reduced by 14% if the house is assessed as having one spare room and 25% if the house is assessed as having two or more spare rooms.

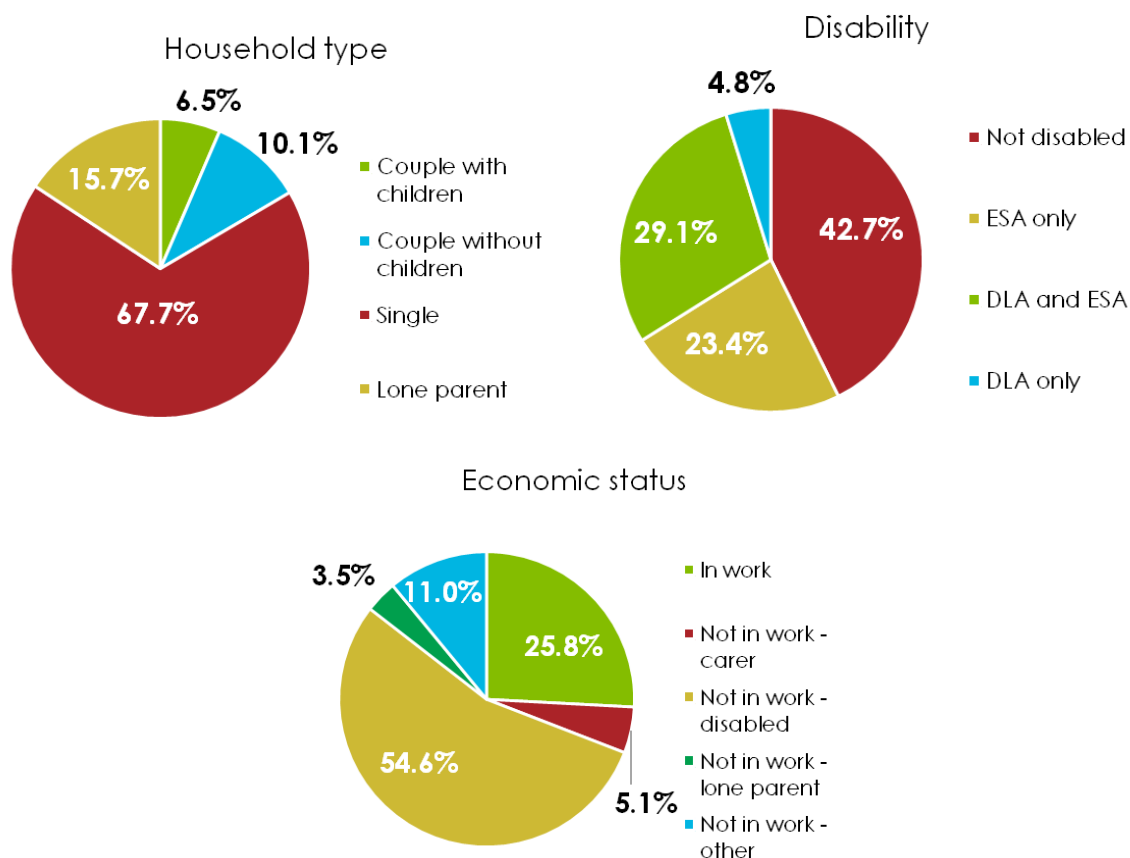
A total of 2,160, or 11.7% of the 18,438 working-age households living in social housing, receive reduced Housing Benefit due to the under-occupation charge. The average Housing Benefit reduction is £23.27 per week for affected households.

The majority of affected households (74.2%) have one spare room and 24.5% have two or more spare rooms.

Figure 4.1 below provides a breakdown of these affected households by household type and by economic status. The majority of households affected are Single (67.7%) and Lone parent (15.7%).

22.2% of households affected by the under-occupation charge have children. There are 792 children living in affected households in Islington.

Figure 4.1: Characteristics of households affected by the under-occupation charge



4.2 Local Housing Allowance

The Local Housing Allowance (LHA) was introduced in April 2008 and significantly changed Housing Benefit for people living in the private-rented sector. It places a cap on the maximum amount of rent taken into account for the purposes of Housing Benefit calculation. The applied LHA rate is based on broad geographical regions, household composition and age of household members. In effect, Housing Benefit is not related to the actual rent charged unless the rent is at or below the applied LHA amount.

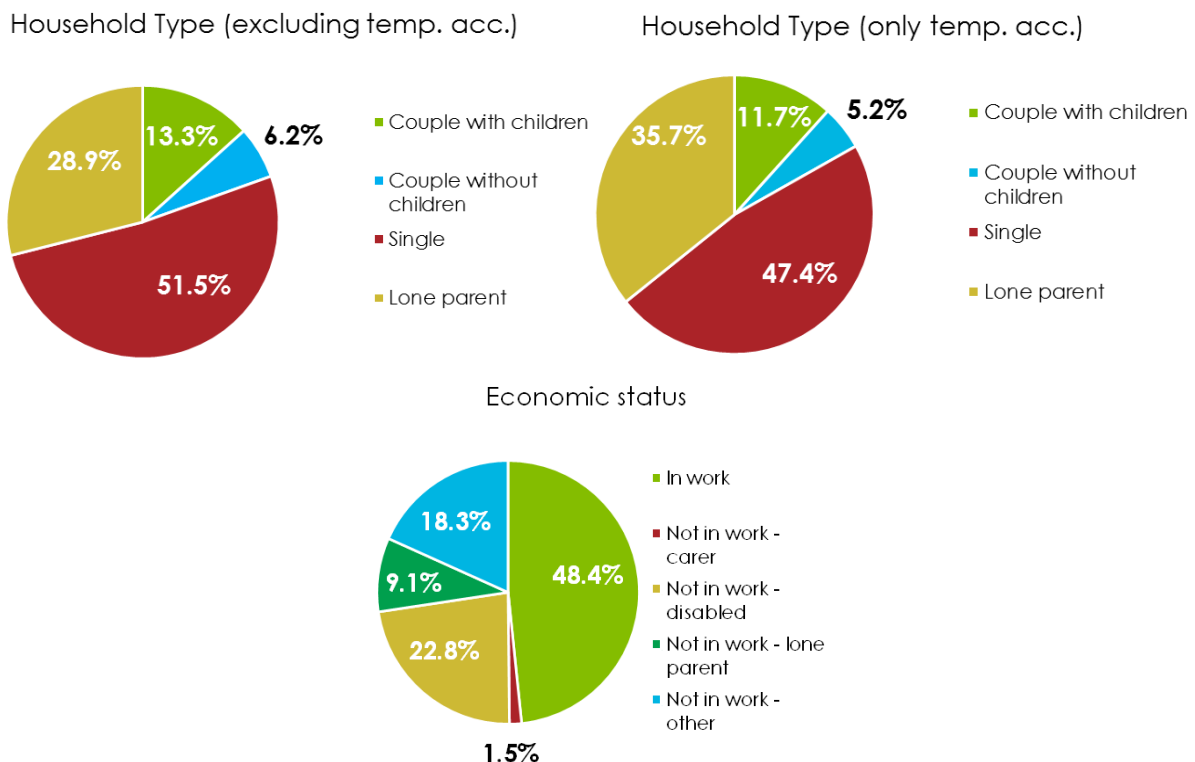
There are 2,841 households living in the private-rented sector in the cohort. The data shows that 41.2% of these households are charged rent at a level that is above the LHA rate applied to calculate their Housing Benefit.

Households paying rent above their applied LHA rate have an average reported difference between their rent and their Housing Benefit of £62.26 per week. 1,192 of these households are in the private rented sector, paying £62.86 above the LHA, while 291 are in temporary accommodation paying £59.97 above the LHA.

The Local Housing Allowance applies to both working age and pension age households. The vast majority of households (92.6%) affected by the LHA cap in Islington are of working-age.

Figure 4.2 below shows a breakdown of households paying rent above the LHA rate by household type and economic status.

Figure 4.2: Characteristics of households affected by the LHA cap



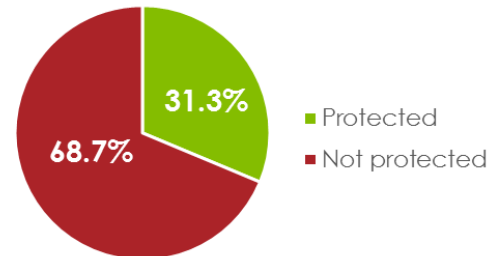
4.3 Council tax support

In April 2013, national Council Tax Benefit was replaced by localised council tax support. Support funding was reduced by 10% and each local authority devised a local scheme which either incorporated these cuts or protected all or most households from them.

The majority of local authorities in England have passed the cut in funding, at least in part, to their residents by requiring payment of a minimum percentage of council tax for working age households.

Figure 4.3 provides an overview of the council tax protection status of households in Islington. 26,921 households are in receipt of council tax support. Of those that are currently in receipt of council tax support 31.3% of recipients are pensioners who are protected and receive full support for their liability. Working age households are not protected and this group will be expected to pay at least 8.5% of their liability. The average reduction in support following the change from Council Tax Benefit to council tax support is £1.56 per week.

Figure 4.3: Council tax protection for households in receipt of support



4.4 The benefit cap (at £26,000)

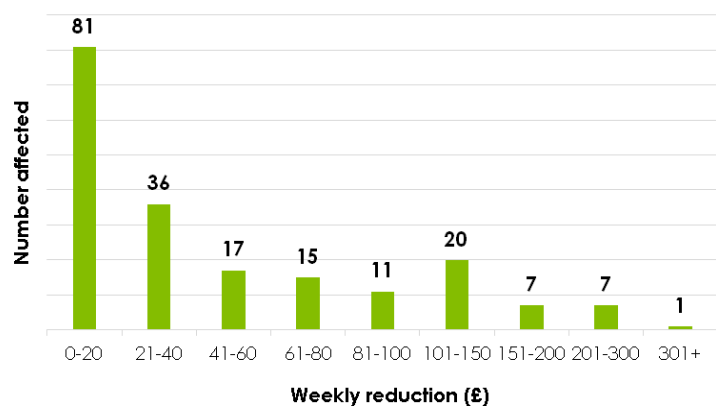
The benefit cap was introduced in April 2013. It limits the total amount of benefit support a household can receive. Some benefits are exempt from the cap and some households are also exempt. At present, the cap is set at £500 per week for couples and households with children and at £350 per week for single people without children. The rate for a family was based on the median net earnings of a working household in the UK.

Households that qualify for Working Tax Credit (i.e. in general, those over 25 in full time work) or households with a person in receipt of a qualifying disability-related benefit are exempt from the benefit cap. Any reduction in total benefit due to the benefit cap is taken from Housing Benefit entitlement. Therefore, the cap does not affect owner-occupiers.

There are 195 households in Islington affected by the benefit cap, with an average Housing Benefit reduction of £53.26 per week. Figure 4.4 (below) shows the number of households affected by the benefit cap by their weekly Housing Benefit reduction. The household most heavily affected has a £461.81/week reduction to their Housing Benefit.

3 households currently lose all of their Housing Benefit as a result of the benefit cap.

Figure 4.4 Number of households affected by the benefit cap, by weekly Housing Benefit reduction



76.4% of the affected households have children, on average 2.3 per household. 65.1% of households affected are lone parent families and 11.3% of households are couples with children. 23.6% are single people. A total of 457 children are currently affected.

18.5% of these households appear to be living in temporary accommodation. The largest group affected tenants are in the private sector (43.6%), with council tenants and social renters making up 38.0% of those affected.

51 households marked as capped are also in receipt of a qualifying disability-related benefit. We suggest Islington verify these cases, marked in the dataset, to ensure they are exempted and not impacted by the cap.

4.5 Universal Infant Free School Meals Programme (UIFSM) and the Pupil Premium

The Pupil Premium is awarded to schools based on the number of their pupils that have made a claim for Free School Meals. It is worth £1,320 per pupil. The UIFSM programme was introduced in September 2014 and guarantees that all pupils in reception, year 1 and year 2 in state-funded schools in England are offered a free school meal (FSM).

Bizarrely, households that are getting UIFSM still need to put in a claim under the means-tested scheme in order for the school to receive the school premium. One local authority estimated that 50% of pupils eligible for both UIFSM and means tested free school meals were not putting in a claim. While this would have no effect on the income of families already eligible for UIFSM, it can heavily affect schools' finances.

The analysis identified 1,673 households eligible for both UIFSM and means-tested FSM. If it is assumed that only half of these households have made a means-tested claim, we estimate the loss to schools in Islington to be worth £1,104,180.

Additional analysis from Policy in Practice would identify those households least likely to have made a claim for free school meals. We recommend that the council work with us to investigate the potential to increase FSM applications, and income from the Pupil Premium.

5. The impact of the 2015 Summer Budget and Autumn Statement

In 2015, the Government announced further reforms to the welfare system in the Summer Budget and the Autumn Statement, by introducing additional spending reductions affecting working-age households. These reforms include a reduction in the benefit cap and reductions to the work allowances within Universal Credit, with both of these reforms being introduced prior to April 2017.

Other changes include those that affect young people; those affecting social sector tenants; the withdrawal of entitlement to child tax credits for families having a third child after April 2017; the 'Pay to stay' policy affecting higher earners in the council sector and the cap on rents in the social sector to the LHA rate.

Certain measures that mitigate some of the impact of reforms were also announced. This included increases in the minimum wage, increases in the personal allowance and additional childcare support for 3-4 year olds.

5.1 Reducing the benefit cap to £23,000

From November 2016, the benefit cap in Islington will be reduced to £23,000 per year (£442 per week) for couples and households with children and to £15,410 per year (£296 per week) for single people with no children. Households containing a registered carer will also be exempted.

Who will be capped, and by how much?

Policy in Practice's analysis estimates that the number of households that will be affected by the lower benefit cap will range between 1,452 and 755. This is between 7.45 and 3.87 times the number of households that are currently capped.

The method employed to calculate the upper boundary of households affected by the cap relies on the Universal Benefit Calculator to calculate tax credits and Housing Benefit, assuming that tax credits are dependent on households' current income. Given that tax credits are calculated based on the previous years' income and we are calculating tax credits for 2016, this is a reasonable assumption.

In addition, this approach assumes that all households in receipt of passported ESA not reporting information on DLA income are in the Work Related Activity Group, and therefore do not qualify for an exemption from the Benefit Cap¹. Finally, this figure includes in the number of households capped claimants in receipt of Carer's Allowance.

The lower figure of 755 discounts from the higher indicator all households identified by the Universal Benefit Calculator as capped and in receipt of ESA or Carer's Allowance². The following analysis on the effects of the lower cap will rely on this figure.

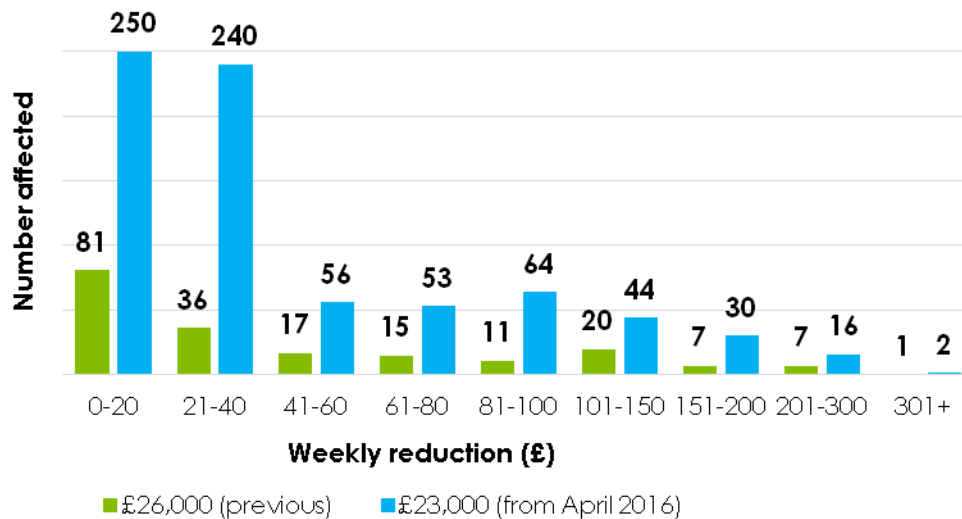
The analysis finds that the average Housing Benefit reduction as a result of the benefit cap will decrease from £53.26 per week under the current benefit cap to £50.51 per week under the

¹ See Annex I for a complete list of all the assumptions on which this analysis is based

² In November 2015 the High Court has ruled against the application of the benefit cap to claimants in receipt of Carer's Allowance. To read the judgment: <http://www.disabilityrightsuk.org/sites/default/files/word/Hurley.doc>

new, lower, benefit cap. For households already affected by the benefit cap, the average weekly loss under the new cap will be £98.29.

Figure 5.1.1 Number of households affected by the benefit cap, by weekly Housing Benefit reduction



11 households can expect to lose their Housing Benefit altogether as a result of the lower cap. Under Universal Credit these households may lose even more income since the cap will be achieved through reduction from all Universal Credit and not be limited to just the housing element.

As figure 5.1.1 (above) shows, 250 households affected by the lower benefit cap will lose less than £20 per week. However, 92 households will lose more than £100 per week.

431 households have been identified as being newly capped and are in receipt of ESA. Due to limitations within the SHBE data, these households are assumed to be in the work-related category of ESA and have been excluded from the above analysis.

We recommend the local authority cross check these records with other data sources, (i.e. DWP benefit cap scan and ATLAS data-set) to identify whether these households will or will not qualify for an exemption. These cases can be identified using the accompanying data set.

65 households identified as being capped appear to be in work. If these households were to increase their hours worked, and the claimant was over 25, they could qualify for an exemption from the cap. We recommend that the council ensure that these households are aware that if they increased their hours the benefit cap would no longer apply

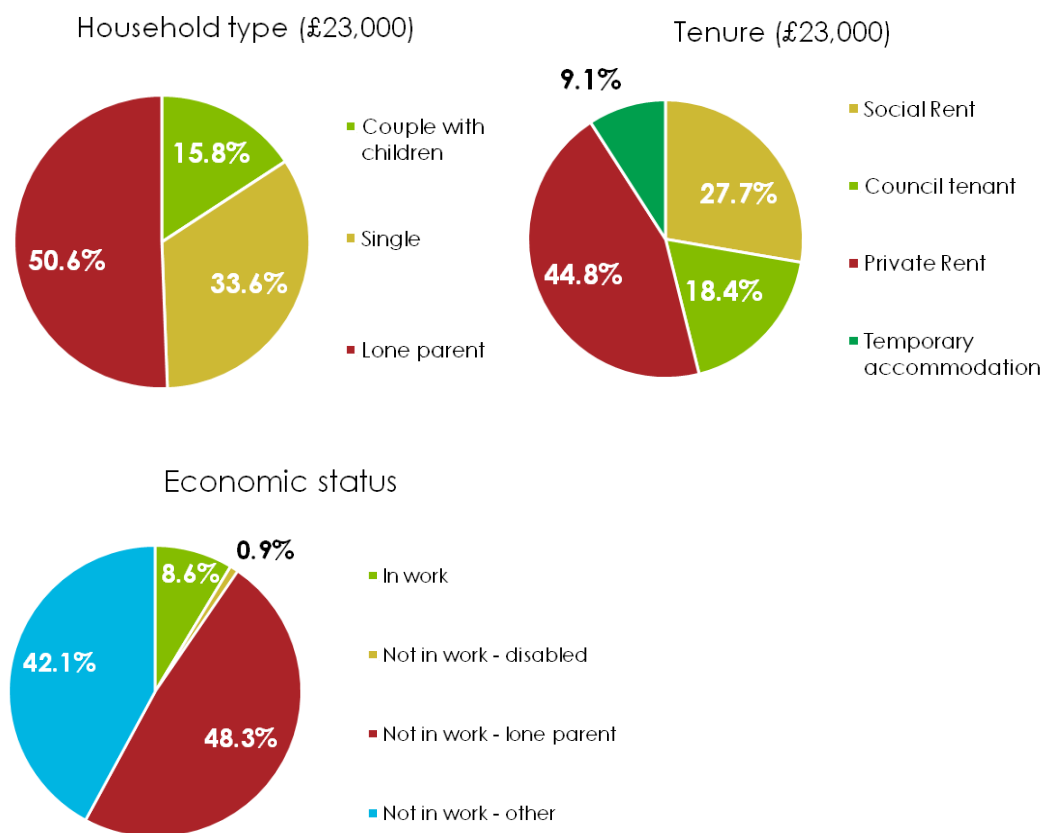
What is the profile of households that will be capped?

The lower benefit cap will change the types of families that are affected:

- Smaller families will be affected. The average number of children in households affected will fall slightly to 1.8, compared to an average of 2.3 children currently. The number of children affected by the reduced benefit cap will rise from 457 to 1,395.

- Currently the cap applies predominantly to households with children (76.4% of households). Under the lower benefit cap 33.64% of those affected have no children. These cases are predominantly from the sector and are affected disproportionately from the lower benefit cap of £15,410 as single households having to rent 1 bedroom properties.
- The proportion of affected households living in the private-rented sector will rise slightly from 43.59% to 44.8%. A greater proportion of households living in the social rented sector properties will be affected, rising from 38.0% to 46.1%.

Figure 5.1.2 Characteristics of households affected by the lower benefit cap



5.2 Changes to benefits for young people

Two core changes to benefits for young people were announced in the Summer Budget.

Firstly, 18 to 21 year olds will no longer have an automatic entitlement to the housing element of Universal Credit if they are out of work. In Islington, there are 322 such households at risk of losing their housing support under Universal Credit.

Secondly, young people aged 18-21 will be expected to 'earn or learn' and will have to participate in an intensive regime of support under Universal Credit. There are 332 young

people in the Islington cohort (including non-dependants) that could be affected if they make a claim for Universal Credit. It is not yet clear how much of this support, if any, will be provided by local authorities.

In addition, a third reform, the capping of social rents to the applicable LHA rate covered below, overwhelmingly affects single people under the age of 35 since they are eligible for the lower shared accommodation rate of the Local Housing Allowance.

Islington should consider the implications for housing and homelessness support, particularly for children under local authority care who may not be exempt from this change.

5.3 Removal of the WRAG Premium

People in receipt of Employment and Support Allowance currently receive a higher amount than those in receipt of Jobseeker's Allowance. ESA is currently provided at two rates: one for those who require support to prepare for return to work (the Work Related Activity Group) and another rate for those with more severe disability requiring long-term support (the Support Group). The Summer Budget announced that new claims in the Work Related Activity Group (WRAG) will no longer receive the WRAG premium, worth £29.05 per week. There are 4,896 households in the ESA group in the cohort at risk of losing this premium if they were to make a new claim.

Data is not available on the current ESA classification of households. We have made reasonable assumptions when allocating people to their ESA group, but an accurate estimate of affected numbers is not possible with the data provided.

5.4 Cut to tax credits for third and subsequent children

Families will not be able to claim Child Tax Credit for third and subsequent children born after April 2017. 5,213 households in Islington are in receipt of Child Tax Credit for two children, and would not receive additional support if they were to have another child after April 2017.

A further 2,178 households have three or more children, and could lose support if there is a material change in circumstances requiring a new claim to be made.

Islington should use the dataset to identify households at risk of losing extra tax credit support if they have more children, and inform them of their situation.

5.5 The National Living Wage and increased personal living allowance

The Summer Budget announced an increase in the minimum wage for people over 25, called the 'National Living Wage'. It has been set at £7.20 per hour from April 2016 (compared to £6.70 before) and will rise to £9.00 per hour by 2020. This does not apply to 267 under-25s in work, or to 1,732 self-employed people, but it could affect the income of the latter under Universal Credit.

Our analysis finds that, from April 2016, the new minimum wage will increase the earnings of 3,788 low-income families in Islington. 51.7% of households in receipt of Housing Benefit and council tax support, aged 25 or over, in work and not self-employed earn below £9 per hour.

The impact of the National Living Wage combined with the increased personal allowance will help 4,565 households in work, by an average of £22.37 per week. It is worth pointing out that this will only happen if all employers respond to the higher National Living Wage by increasing their workers' wages accordingly rather than reducing hours or hiring younger people who are not affected by the reform.

5.6 'Pay to Stay'

Council tenants with household incomes of £40,000 and above in Islington will be required to 'pay to stay' in social housing by paying a market rent for their home. This policy is expected to be introduced in 2017/18.

Local authorities will be required to pass on this increased income to the Exchequer. Housing Associations will be able to use this extra income to invest in new housing.

The cohort examined in this analysis is composed of households in receipt of means-tested benefits, and are therefore on relatively low incomes. The analysis has identified 9 households that may be affected by this reform.

Islington could identify the households that may have to 'pay to stay' after 2017, and undertake further analysis to decide how they can prepare for this reform.

5.7 Housing Benefit capped at LHA rates for social rents

In November 2015, the Chancellor announced the extension of the LHA cap to the social-rented sector. This measure will be applied to new tenancies from April 2016 and it will become effective in April 2018.

In Islington, there are 157 households in the social-rented sector paying rent above the applicable LHA rate. 78% of these tenants live in a 1-bedroom property and the average age of these tenants is 48.69 years.

In Islington the average difference between the weekly rent of affected properties and their applicable LHA rate is £19.92. Affected tenants can be identified and notified in advance as to the level of impact they are going to face.

5.8 The LHA freeze

The Chancellor of the Exchequer has also announced his intention to freeze LHA rates in the United Kingdom for the next four years. The Government has stated that this will provide a cap on rental increases. However, this did not occur in most areas with the introduction of LHA rates and therefore the freeze in LHA rates is unlikely to have any significant impact on rent levels.

We assume that private rents in Islington will continue to rise at the current rate of 5.74% p.a. for the next four years³ while LHA rates remain stable. Rents for social tenants are assumed to fall by 1% per year as instructed by the Government in the Summer Budget. Table 5.7 below shows average rents according to our model in the social and private sectors, in 2015 and in 2020:

Table 5.7: Rent uprating in the social and private sectors, from 2015 to 2020						
	Private Rent			Social Rent		
	Current average	2020 average	Change in rent	Current average	2020 average	Change in rent
1 bedroom	£229.63	£271.47	£41.84	£126.19	£122.45	-£3.74
2 bedrooms	£315.66	£373.18	£57.52	£135.43	£131.41	-£4.02
3 bedrooms	£405.13	£478.96	£73.82	£144.93	£140.63	-£4.30
4 bedrooms	£452.93	£535.47	£82.53	£163.84	£158.99	-£4.86
5 bedrooms	£375.00	£443.33	£68.33	£178.16	£172.87	-£5.28

Our analysis suggests that an additional 1,176 private tenants would be affected by the LHA cap if rents in Islington continue to increase at current rates. This would bring the total number of households affected by the LHA cap to 2,659, and the average weekly shortfall of these households, between their rent and their Housing Benefit, will be £82.84. The table above shows that the changes will make those in private housing significantly worse off, whilst benefiting social tenants. For social sector tenants, 47 properties could fall back below the LHA cap once the LHA rate is applied to all social tenancies in 2018.

5.9 Removal of Housing Benefit Family Premium

In the Summer Budget, the Chancellor announced the removal of the Family Premium for all new claims to Housing Benefit made on or after 1st May 2016.

Our analysis finds that if the 1,726 households with children in the cohort had made their claim on or after 1st May 2016, they would be £17.45 a week worse off.

³ This is equal to the average year on year rent increase for two years up to September 2015 - 5.74% according to the latest ONS index, found here: <http://www.ons.gov.uk/ons/rel/hpi/index-of-private-housing-rental-prices/july-to-september-2015-results/index.html>

6. The Impact of Universal Credit

Universal Credit (UC) is the Government's flagship welfare reform. It will replace six existing means-tested benefits: income-based Jobseeker's Allowance, income-related Employment and Support Allowance, Income Support, Housing Benefit, Child Tax Credit, and Working Tax Credit.

The initial rationale for the new system was to simplify the benefit system, ensure that work always pays, and to smooth the transition into and out of work.

Work allowances were a key feature of Universal Credit. These are the amounts a household can earn before Universal Credit begins to be withdrawn. Work allowances were reduced to zero for non-disabled households without children, and substantially for families with children in the Summer Budget 2015.

While the weakest work incentives will have been removed, Universal Credit will now be less generous than the current tax credit system overall. The impact of Universal Credit is complex, and the winners and loser will depend upon the level of earnings, and household type.

Universal Credit was introduced for Single JSA claimants in November 2015 and the process of transferring to the full service is expected to take at least until 2017, although Islington has not received a timetable from the DWP for this rollout. This means that the analysis can give an indication of the effects that the roll-out will have on the Council's residents during the first year of implementation. In turn, this allows for a like-for-like comparison between the current tax credit system and Universal Credit, assuming no changes in caseload or rent levels.

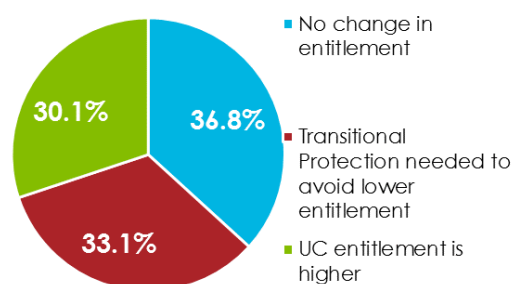
This analysis compares each household's income (including all benefits, tax credits and net earnings) under the current benefit system and Universal Credit. It takes into account welfare reforms that come into effect from April 2016, including changes to the benefit cap and the reduction of work allowances in Universal Credit.

Lastly, the analysis is based on the current caseload of HB and CTRS claimants on the understanding there are no changes in circumstances (except for earnings increasing in line with minimum wage levels for claimants in work). Changes in circumstances include: a partner leaving/joining the household, earnings dropping beneath the level expected in the claimant's commitment for three months in a row, your Universal Credit award ends or if the claimant/claimant's partner stops working. Differences in entitlement are identified as those greater than £5 per month.

6.1 Universal Credit is rolled out in 2016

Under Universal Credit 30.1% of households will have a higher income than under the current system. 33.1% will have a lower income and need transitional protection and 36.8% will see no change in income if their circumstances remained the same. This analysis does not take into account any changes in behaviour (e.g. moving into or out of work) as a result of Universal Credit.

Figure 6.1: The impact of Universal Credit on household income in 2016



6.2 The reduced work allowance in Universal Credit

24.6% of the households in Islington that will be entitled to Universal Credit when it is fully implemented across the Borough will have a lower work allowance as a result of the changes announced in the 2015 Summer Budget.

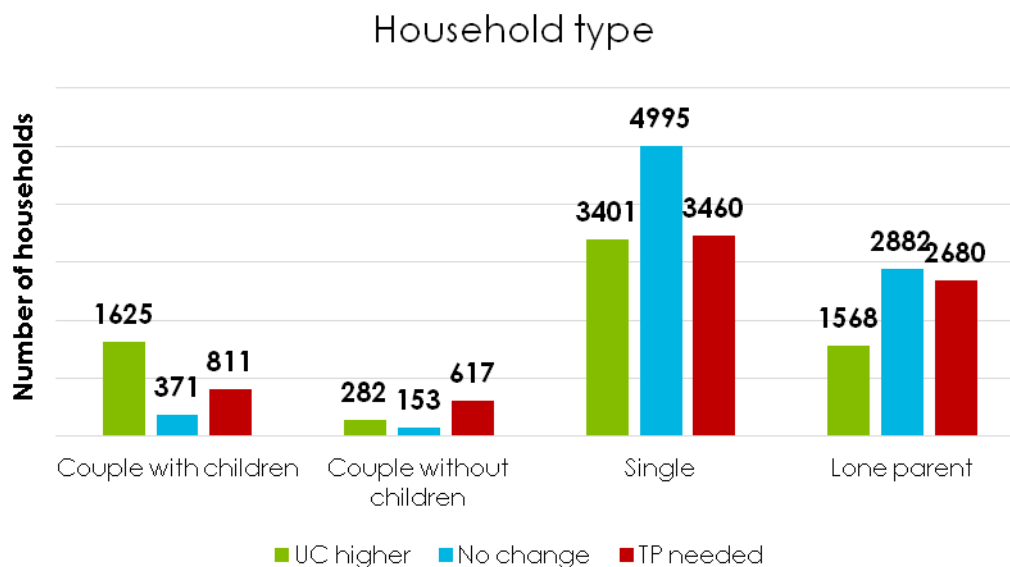
Table 6.2 provides a breakdown of these households. The analysis is based on current monthly earnings. The largest group affected are Lone Parents (38.2%). Only households that are in work are affected by the reduction in work allowance.

Table 6.2: Impact of reduced work allowance under UC by household type	
Household type	Number of households affected
Couple with children	1,314
Couple without children	184
Lone Parent	2,152
Single	1,980

The impact of Universal Credit on different households

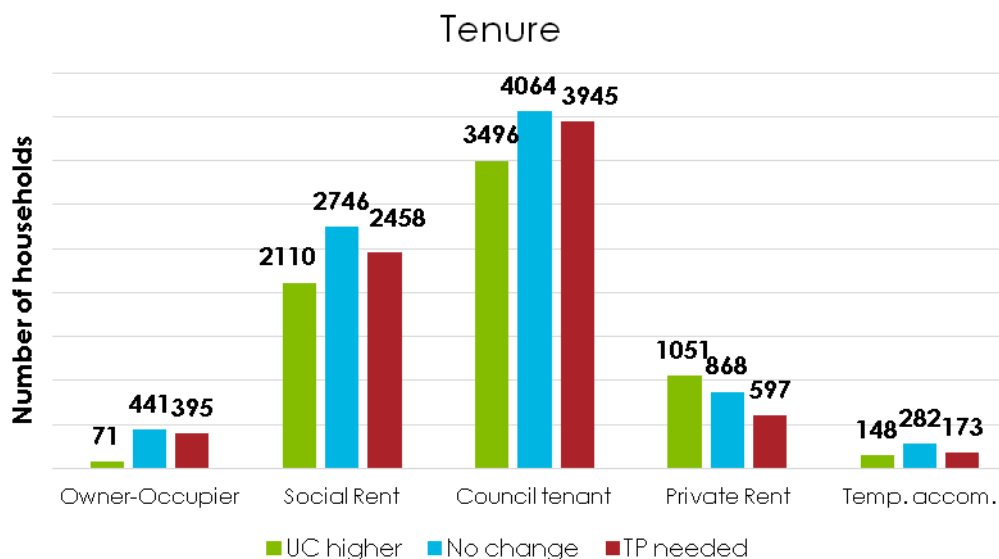
Figure 6.2.1 below shows the impact Universal Credit will have on different household types. It shows that there are 'winners' and 'losers' within each household type. Couples without children and Lone Parents are more likely to be worse off than better off. Lone parents are most likely to be worse off, or see no change in their income. Couples with children are most likely to see an increase in their income under Universal Credit where as the income of Single people will remain stable.

Figure 6.2.1: The impact of Universal Credit on household income, by household type



Following the implementation of Universal Credit, private tenants are more likely to see incomes increase whereas other tenures follow a similar pattern. These residents are most likely to experience no change in circumstances, although increases in income are less likely than reductions.

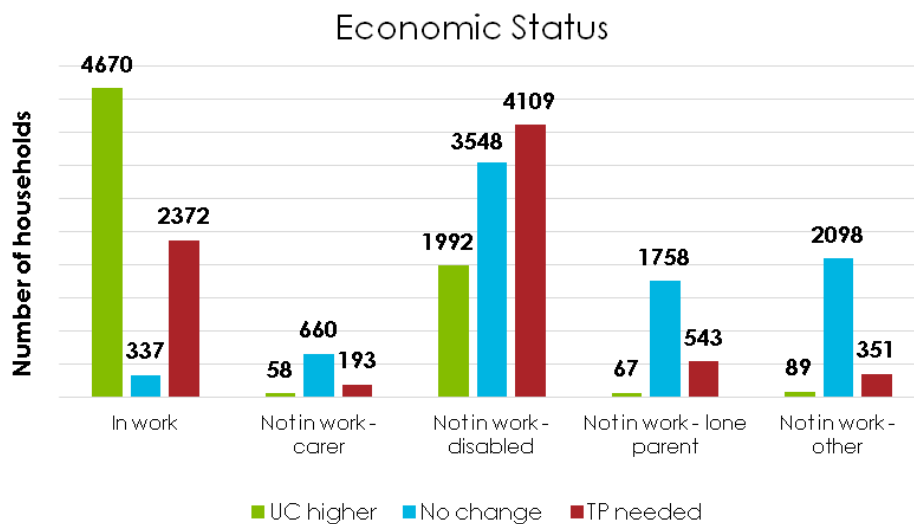
Figure 6.2.2: The impact of Universal Credit on household income, by tenure



The biggest variation in the impact of Universal Credit is between households with different economic statuses. Figure 6.2.3 (below) illustrates that the majority of households that will need transitional protection are not in work and disabled. This is due to the loss of the disability premium. Those in work will experience a varying affect depending on the relationship between their hours worked and hourly wage. Those with a higher UC entitlement and those

in work needing Transitional Protection have a similar distribution of hours worked. However, the spread of their hourly wage highlights the different outcomes. Those that receive a higher UC entitlement have a higher wage. The lower taper rate mitigates the loss of Working Tax Credits and Work Allowances. However, those that require transitional protection have lower wages. They gain less from the lower taper rate and therefore experience a greater impact.

Figure 6.2.3: The impact of Universal Credit on household income, by economic status



6.3 In-work conditionality

For the first time, Universal Credit will introduce conditionality for recipients who are in work but have earnings below a certain level. This conditionality threshold will be set as the number of hours the household is expected to work (similar to the current hour requirement in tax credits), multiplied by the minimum wage. Certain groups, such as disabled people and lone parents with children under five, will still not be subject to full conditionality under Universal Credit.

37.5% of working-age households in the cohort will be subject to conditionality under Universal Credit. Of these, 4,145 households are in work and will be subject to conditionality because earnings are below the required threshold. These households do not have any conditionality in the current system and could be subject to sanctions for not fulfilling their conditionality requirements under Universal Credit.

6.4 The minimum income floor

Universal Credit will introduce a 'minimum income floor' that will apply to self-employed people. Similar to the in-work conditionality threshold, this will be set at the number of hours the individual is expected to work multiplied by the minimum wage.

For self-employed households earning below this threshold, Universal Credit will be awarded based on an assumed level of income rather than actual earnings. Many of these households will see a fall in their Universal Credit entitlement as a result.

In Islington, there are 1,732 households with at least one partner who is self-employed. 81.4% of these households are earning below their applicable 'minimum income floor' and are at risk of seeing their income fall under Universal Credit.

6.5 Transitional Protection

Transitional Protection is calculated by comparing the total household monthly income at the point of migration to Universal Credit with the new Universal Credit entitlement. Where the Universal Credit entitlement is lower, transitional protection will be awarded to make up the difference.

Significant changes in circumstances will lead to the end of protection. The DWP describes the following occurrences as significant changes in circumstances:

- a partner leaving/joining the household;
- a sustained (3 month) earnings drop beneath the level of work that is expected of them according to their claimant commitment;
- the Universal Credit award ending; and/or
- one (or both) members of the household stopping work."⁴

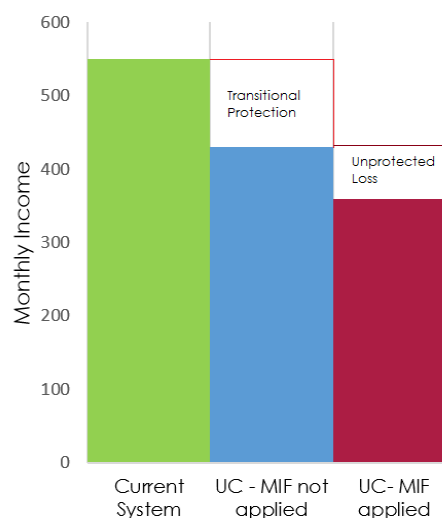
For self-employed claimants, transitional protection will be calculated against their Universal Credit entitlement before the minimum income floor is applied. For households with at least one self-employed individual earning below the living wage, the amount of protection received will therefore be lower than the actual difference between their income under the current system and Universal Credit.

Figure 6.5 illustrates how transitional protection is calculated for this group of claimants. The green bar represents how much benefit income a claimant would receive under the current system, the blue column represents how much transitional protection the claimant would receive when the Minimum Income Floor is not applied and the red column represents how much transitional protection the claimant would receive when the Minimum Income Floor is applied.

The analysis identifies 599 households in Islington in need of transitional protection with at least one self-employed individual earning less than the minimum income floor.

Overall, the analysis finds that a total of £26,336,598 worth of transitional protection will be paid to 7,568 households in Islington who would otherwise see their income fall following the migration to Universal Credit.

Figure 6.5: Transitional Protection for self-employed residents



Engage with self-employed households identified in the dataset as likely to require transitional protection, to inform them of the change and help them to prepare.

⁴ Department of Work and Pension, 2012. "Universal Credit Policy Briefing Note: Transitional Protection and Universal Credit"

6.6 Non-dependant deductions under UC

Where an adult relative lives in a household on a non-commercial basis (termed a non-dependant) they are expected to contribute towards rental costs and housing benefit is reduced to take account of the expected contribution. Under housing benefit the expected contribution is dependent on the income and circumstances of the non-dependant. Universal Credit has a single-rate deduction for non-dependants set at £69.37/month, as opposed to the current system where deductions range from £63/month to over £400/month. Therefore, with the introduction of Universal Credit, some non-dependants (particularly those with high earnings from work) will result in a lower deduction to the claimant's housing support than under the current system, while others (such as those receiving benefits) will result in a higher deduction.

Our analysis identifies 3,702 households in receipt of Housing Benefit that will have a higher non-dependant deduction under Universal Credit than under the current system. By contrast, 1,109 households will receive a lower deduction to their housing element than currently.

Use the accompanying dataset to identify households that stand to lose out from the changes in non-dependant deductions under Universal Credit, and provide information to assist them in increasing the contribution from the non-dependant.

6.7 Earnings required to move out of entitlement to Universal Credit

On average, households in Islington will have to earn at least £24,265 per year to move beyond an entitlement to Universal Credit. However, this varies by household type and tenure, as shown in Table 6.7 (below).

Table 6.7: Earnings required to move off of Universal Credit	
Average	£24,265
By Household Type	
Single	£19,443
Lone parent	£28,835
Couple without children	£20,911
Couple with children	£34,281
By Tenure	
Private Rent	£29,885
Social Rent	£24,019
Owner occupier	£8,804

7. The Cumulative Impact of Welfare Reform in Islington

7.1 The impact of reforms already in place

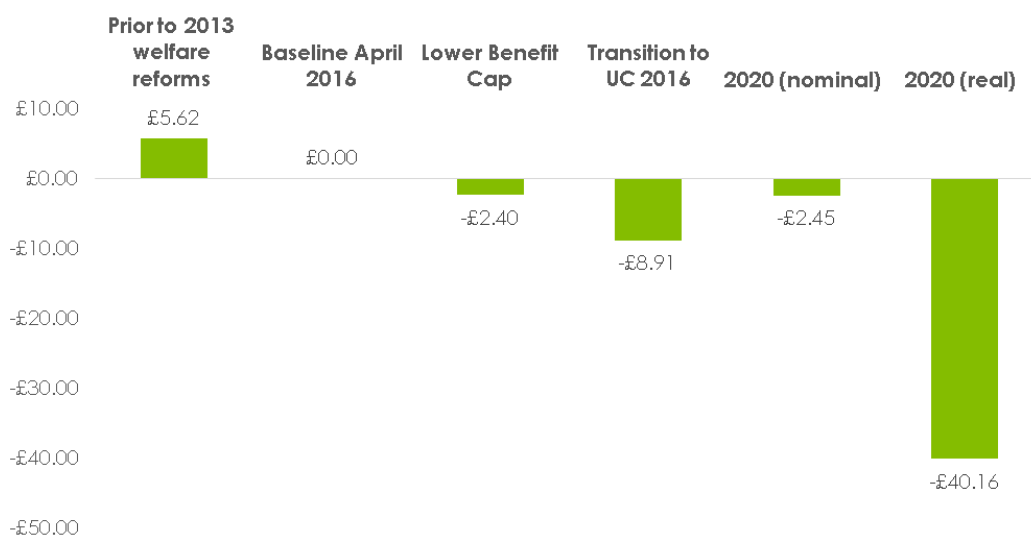
A range of reforms were introduced in the last parliament to reduce welfare spending:

- The under-occupation charge (also known as the 'removal of the spare room subsidy' or the 'bedroom tax') reduces Housing Benefit for households living in the social-rented sector who are deemed to have a 'spare' room.
- The Local Housing Allowance limits the amount of Housing Benefit tenants in the private-rented sector can receive.
- The benefit cap limits the total benefit income most working-age households can receive.
- Localised council tax support has passed cuts in central government funding to working-age households who are not in a protected group.

Table 1: The impact of individual welfare reforms				
	Number of households affected	Average weekly income reduction for those affected	Total weekly income reduction	Household type most affected
The impact of previous welfare reforms				
Under-occupation	2,160	-£23.27	-£50,265.81	Single
LHA Cap (excluding temp. acc.)	1,192	-£62.82	-£74,881.44	Single
LHA Cap (only temp. acc.)	291	-£59.97	-£17,451.27	Single
Benefit cap (£26k)	195	-£53.26	-£10,384.94	Lone parent
Council Tax Support	18,482	-£1.56	-£28,831.92	Single
The impact of the summer budget from April 2016				
Benefit cap (£23k)	1,452	-£50.51	-£73,345.92	Lone parent
Reduced UC work allowances	5,630	N/A	N/A	Lone Parent
The impact of the summer budget for new claims				
18-21 year olds and Housing Benefit	322	N/A	N/A	Single
18-21 year olds and Earn or Learn	332	N/A	N/A	Single
LHA rates applied to social renters	157	-£19.92	-£3,127.10	Single
Child element limited for new claims	5,213	N/A	N/A	Lone parent
The impact of mitigating measures for people in work in 2020				
National Living Wage & Rise in tax allowance	4,565	£22.37	£102,133.67	Lone parent
30 hrs free childcare for 3-4 year olds	1,937	N/A	N/A	Lone parent

Based on the data provided to us for June 2016, the combined impact of these welfare reforms, implemented prior to April 2016, mean that working-age households in Islington have seen household incomes fall by an average of £5.62 per week.

Figure 7.2: The cumulative impact of welfare reform



7.2 The impact of the reduced benefit cap

In July 2015, the Government announced a number of further changes. These included a reduction in the benefit cap to £23,000 per year (in Islington) for couples and families with children and £15,410 for single people without children in Islington. This is to be introduced in Autumn 2016.

Taking just this change into account, our analysis finds that the average household income loss will fall £2.40 per week relative to the April 2016 baseline.

7.3 Households with a high impact in 2016

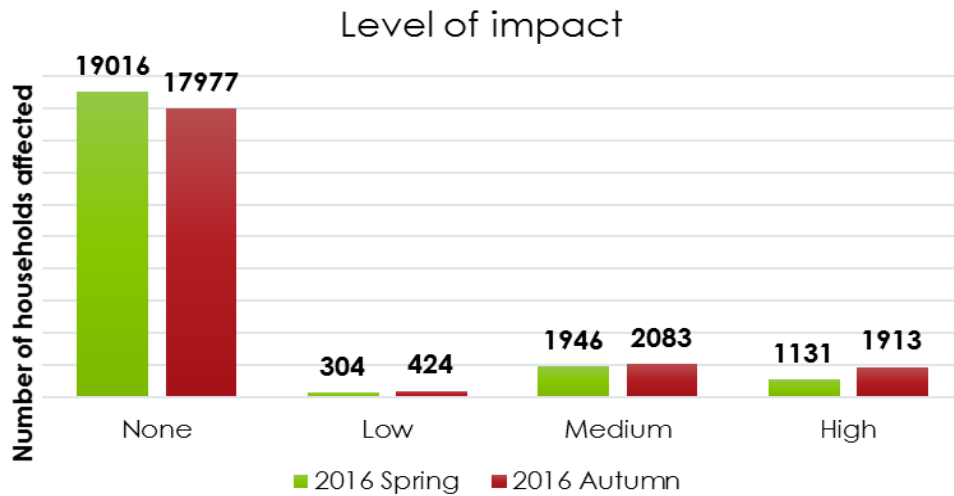
Our analysis has categorised each household by the cumulative impact of welfare reform on that household: none, low, medium, high.

A weekly reduction in income between £1 and £15 is classed as 'low' impact, a weekly reduction between £15 and £30 is classed as 'medium' impact and a reduction above £30 per week is classed as 'high' impact.

The analysis suggests that as a result of the reduced benefit cap, there will be an additional 782 further households for which welfare reform will have a high impact.

Is the graph below including data up to and including lower benefit cap from Figure 7.2?

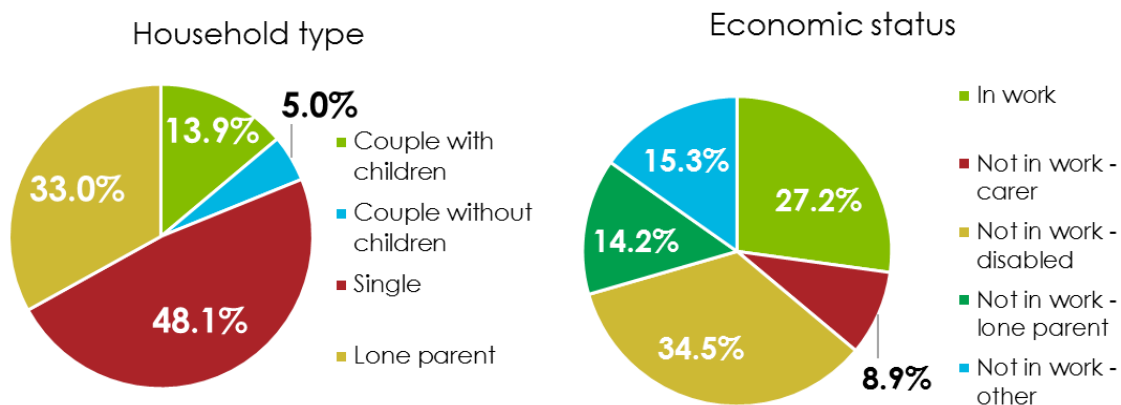
Figure 7.3.1: The cumulative impact of welfare reform



In 2016, there will be 1,913 working-age households in Islington for whom the impact of welfare reform is categorised as 'high'. These households will face an income reduction of over £30 each week compared to their household income before the latest wave of welfare reform. Working-age households make up 96.5% of all 'high' impacted households. Figure 7.3.2 provides a breakdown of these families by household type, tenure and economic status.

The analysis finds that lone parents and tenants living in private rented properties are more likely to face a "high" financial loss after the April 2016 changes have been applied. Those in work are most likely to be highly impacted, but there is a greater spread amongst the remaining economic groups.

Figure 7.3.2: Characteristics of households with a high welfare reform impact in April 2016



7.4 Targeting employment support

In addition to the assessment of the impact of welfare reform, households have also been categorised by barriers to work. The analysis took account of disabilities, caring and parenting responsibilities. Households were then categorised as having low, medium, or high barriers to work. More information on the methodology employed to classify households into these categories can be found in Annex 3.

This analysis identifies 302 households that are unemployed, have low barriers to work and are highly affected by welfare reform in 2016. It may be possible to support some of these households into work, thereby reducing financial hardship. It should be noted that these households may face other barriers to work not identified through this analysis and an individual assessment of each household identified should be considered in order to offer the most suitable advice and support and target council resources.

The 553 households with a high impact from welfare reforms, and low barriers to work can be identified by the council using the accompanying dataset.

7.5 Households affected by multiple reforms

Table 7.6 below provides a breakdown of the number of households affected by multiple reforms. The analysis takes into account the under-occupation charge; the LHA cap for people renting privately; benefit caps and the reduction in the work allowance under Universal Credit.

Only 54.5% of the working-age cohort are not affected by any welfare reforms. These are mostly households containing a person with a disability. 7.9% of the cohort are affected by multiple reforms.

Table 7.6: The cumulative impact of welfare reforms			
	Number of Households	% of the working-age cohort	Number of Disabled
Not impacted	12,214	54.5%	7,924
1 reform	8,408	37.5%	1,854
2 reforms	1,669	7.5%	141
3 reforms	103	0.5%	14
4 reforms	3	0.0%	0

A group of particular concern will be the 0.5% households that will be affected by three or more welfare reforms in 2016. These include the reform the LHA cap, the benefit cap, the reduction of UC work allowances, and "pay to stay".

An analysis of this group shows that the average weekly income reduction from welfare reforms will be £99.9.

Two groups stand out as being over-represented among those with a high impact of welfare reform in 2016. Private tenants will continue to suffer the effects of the LHA cap and the lower benefit cap, resulting in high income reductions. Families with children, including lone parents

and couples, will also be negatively affected by welfare reform. This is also due to the lower benefit cap in particular, which penalises larger families.

The accompanying dataset can be used to filter households affected by each reform. The council may want to use this to target support to households affected by a specific combination of reforms.

7.6 The 2020 scenario

To take into account the full set of reforms that are expected to be implemented by the end of the Parliament, this report provides a 2020 scenario. This assumes a complete roll-out of Universal Credit and takes account of the lower benefit cap and increases in the income tax threshold and National Living Wage.

On top of this, the analysis factors in the rise in the minimum wage to £9 per hour and the higher personal allowance of £12,500, measures announced in the July 2015 Summer Budget to mitigate the negative impacts of welfare reform. Our findings suggest these will only partially mitigate the transition to a less generous Universal Credit, with 4,565 households benefiting from these changes, by an average of £22.37 (£125,832 across all households).

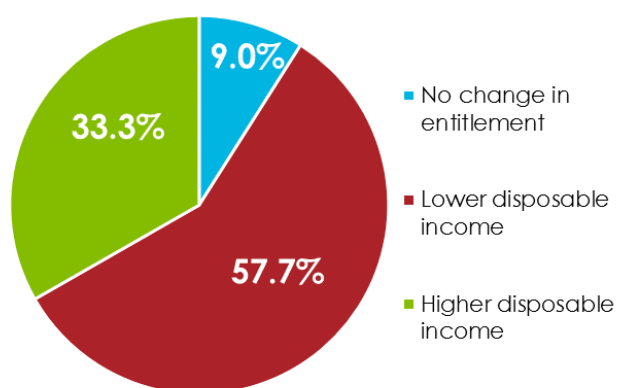
In addition, the analysis has identified 2,821 households with children aged between 3 and 4 years old that are likely to receive higher childcare support in 2020. While the number is likely to vary in the coming years, this figure provides an indicative sample of the proportion of households who will benefit from this measure.

7.7 The 2020 scenario: Real Impact

This scenario models the effects of inflation⁵ and changes in rent prices⁶ alongside the freezing of benefit rates. It does not make assumptions about households' change in circumstances, so reforms that only affect new or updated claims (such as limiting Child Tax Credit for third and subsequent children) are not included, and would further worsen the impact on households in Islington.

In this scenario, the higher cost of living means that almost all working-age low-income residents in Islington are set to be worse-off

Figure 7.7.1: The impact of Universal Credit on household income in 2020



⁵ Data on national inflation taken from the Office of Budget Responsibility Economic and fiscal outlook charts and tables (March 2016). The report can be downloaded from the following link:

<http://budgetresponsibility.org.uk/download/economic-and-fiscal-outlook-supplementary-fiscal-tables-march-2016/>

⁶ Data on West Midlands private rental prices taken from Valuation Office Agency report on Private Rental Market Statistics. The report can be downloaded from the following link:

<https://www.gov.uk/government/statistics/private-rental-market-statistics>

compared to their situation in 2016. Only 33% of households will see their income increase by 2020.

The analysis of the 2020 scenario portrays an alarming picture for Islington residents. Islington Council will have to support many people who will be negatively affected by a combination of reforms. A well-targeted proactive approach following the recommendations of this report can help to make this transition less difficult than it otherwise would be.

7.8 The geographical impact of welfare reform in Islington

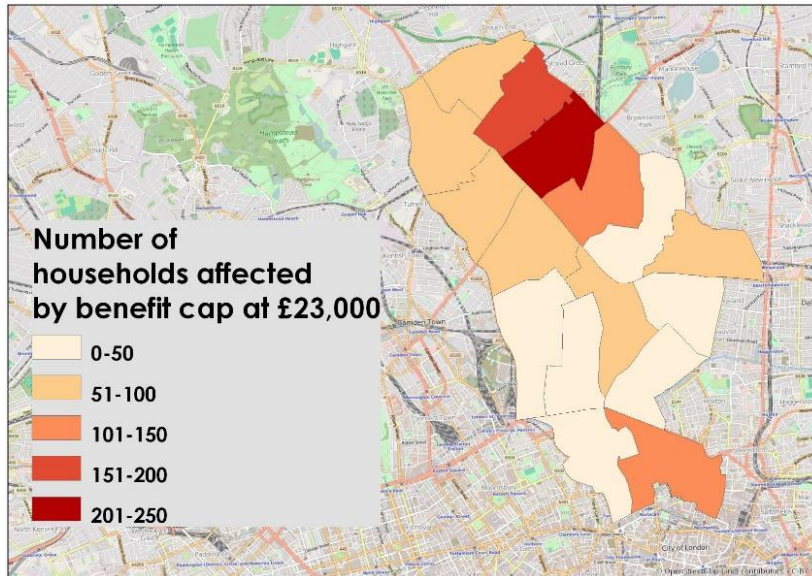
In order to provide an insight into how the impact of welfare reform varies geographically, in this section we map some of the key indicators of welfare reform by ward. This allows Islington to observe whether reforms have a particularly marked impact in some areas within Islington, and as such where it is that support such as discretionary payments would need to be concentrated.

Table 7.9.1 below summarises our analysis. The table below represents 25,873 households in the Islington SHBE dataset provided. It excludes 1,716 households for which no postcode was provided, plus a further 3,724 with postcodes that did not match any assigned to the 16 wards in Islington as of the 2011 census.

For each ward, we break down the impact of the benefit cap at £23,000, together with the number of households "highly impacted" by welfare reform (defined as losing more than £30 in weekly income) and the total annual loss in benefits as a result of welfare reform, as of 2016.

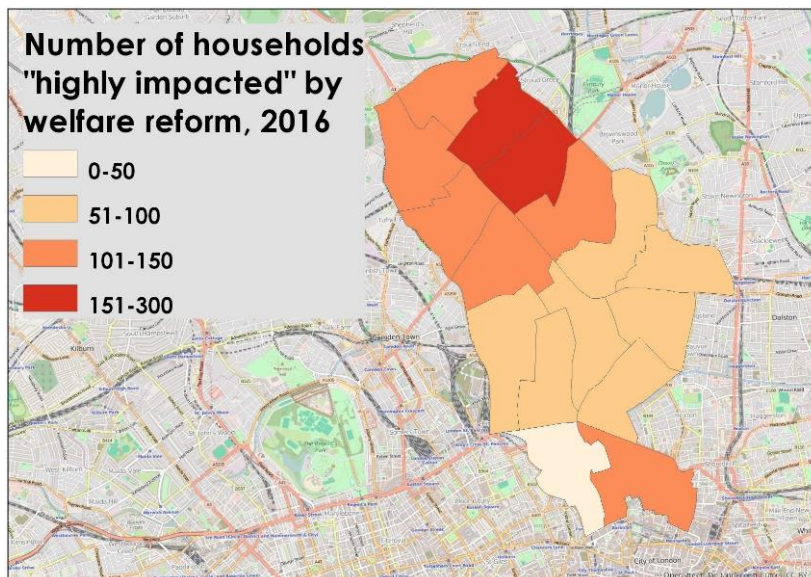
Table 7.9.1: Impact of welfare reform by ward				
Ward Name	Ward Code	Affected by benefit cap (23K)	"Highly impacted" by welfare reform	Total annual loss in benefits by 2016
Barnsbury	E05000366	34	58	£ 335,446
Bunhill	E05000367	138	101	£ 770,195
Caledonian	E05000368	49	89	£ 463,556
Canonbury	E05000369	50	62	£ 352,685
Clerkenwell	E05000370	32	36	£ 244,552
Finsbury Park	E05000371	205	281	£ 1,457,399
Highbury East	E05000372	48	87	£ 512,892
Highbury West	E05000373	110	142	£ 683,194
Hillrise	E05000374	59	116	£ 658,090
Holloway	E05000375	85	112	£ 539,954
Junction	E05000376	68	104	£ 554,526
Mildmay	E05000377	64	88	£ 476,027
St George's	E05000378	63	117	£ 576,688
St Mary's	E05000379	51	71	£ 361,953
St Peter's	E05000380	34	67	£ 388,865
Tollington	E05000381	151	234	£ 1,057,982

Figure 7.9.2. Geographical distribution of households affected by the Benefit Cap at £23,000



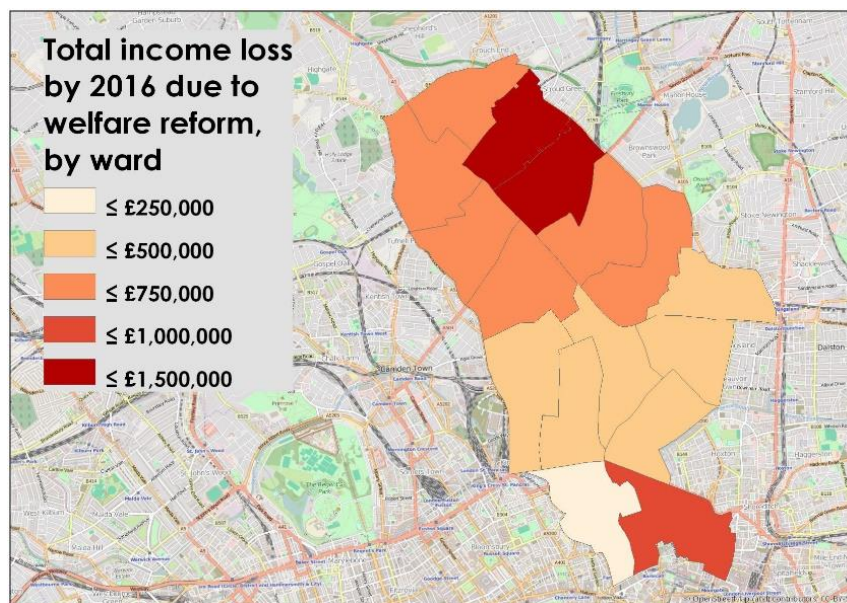
The geographical impact of the benefits cap at £23,000 varies significantly. As can be seen in figure 7.9.2 above, the most heavily affected ward is Finsbury Park in the north east of Islington, with 205 households to be affected by the lower benefit cap. Highbury West and Tollington, as well as Bunhill in the south east, will also be considerably affected, while most wards in the south of Islington will remain relatively unaffected.

Figure 7.9.3: Geographical distribution of households “highly impacted” by welfare reform in 2016



Next, we turn to the number of households classed as “highly impacted” by welfare reform. A similar geographical pattern is seen here: Wards in the north east – namely Finsbury Park and Tollington – have the largest number of “highly impacted” families, while wards in the south will all see fewer than 100 households affected (with the exception of Bunhill). This is perhaps not surprising, as households affected by the benefit cap could lose more than £30 per week in income. In fact, in Islington, almost 58.7% of households affected by the benefit cap will lose more than £30 per week.

Figure 7.9.4. Geographical distribution of total income loss due to welfare reform, 2016



Lastly, Figure 7.9.4 depicts how the total income loss due to welfare reform varies geographically. Once again, it can be seen that Finsbury Park and Tollington are most heavily impacted, with the households in each ward seeing a combined annual loss in benefits exceeding £1,000,000. Wards in the south, meanwhile, are markedly less affected, especially Clerkenwell, Barnsbury and Canonbury. Bunhill is an exception to this North-South divide, with households there losing a total of £770,195 per year as a result of the reforms introduced.

In short, the impact of welfare reform in Islington differs significantly between northern and southern wards. In all three maps, Finsbury Park and Tollington are the two wards most heavily impacted. As a result of this, Islington will find income loss will be concentrated in these two wards, and as such that many discretionary payment applications may be made there.

Islington council could use the data on impact by ward – together with the analysis on discretionary payments that follows – to pinpoint what issues affect households where and plan future action or support accordingly. For example, given the large number of households in Finsbury Park and Tollington affected by the benefit cap, and with 66.4% of capped households in Islington being either lone parents or couples with children, the demand for childcare support could be higher in these wards than others.

8. Discretionary Support

This section focuses on Discretionary Housing Payments (DHPs). We also look more briefly at households in receipt of Community Care Support, Crisis Payments and Council Tax Welfare Support. The dataset attached, which includes flags for every household who applied for each of the four discretionary payments mentioned above, can be used together with our analysis to identify households in receipt of multiple streams of support or which are particularly vulnerable in the face of recent and upcoming welfare reforms.

Our analysis considers 8,135 individual applications for all four discretionary payment types. It was not possible to match all records. Our analysis excludes 187 entries for which no housing benefit reference number or application type was available, and 194 that were marked as rejected, but were in fact referred onto a separate support team.

8.1 Discretionary Housing Payments

DHPs are usually short-term awards provided by local authorities to help people with housing costs. Local authorities have increasingly used DHPs to assist those affected by welfare reform.

Table 8.1.1: Number of DHP applicant households matched/dropped				
Total no. households	No. households matched	Dropped (unmatched)	Dropped (missing award amount)	
1,944	1,319	271	354	

1,319 of households in the cohort applied to receive DHP as of Spring 2016 (when the data was generated). It is important to note that this figure refers to the total number of households making DHP claims. Each household may make more than one claim, and in fact the total number of claims stands considerably higher at 2,922. This indicates that many households make more than one claim. As is shown in Table 8.1.1 above, the 1,319 figure also excludes 271 households for which the housing benefit reference number provided did not match with any in the cohort SHBE dataset, as well as 354 individual claims that were approved but which did not appear to show a figure for DHP awarded (in £).

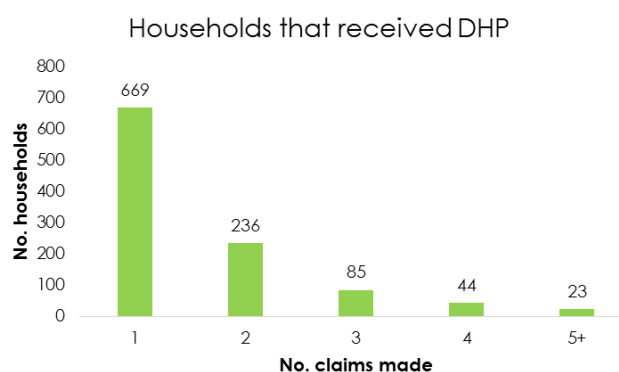
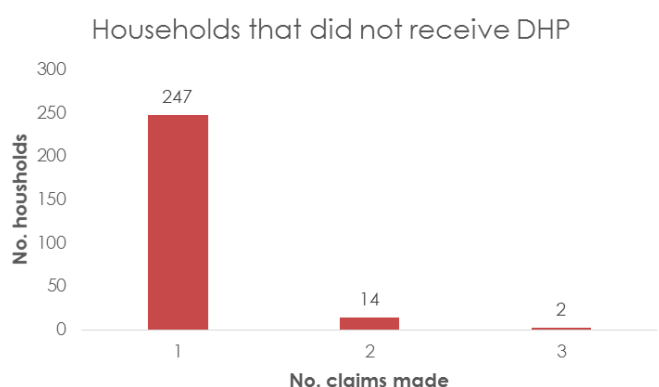


Figure 8.1.2: Number of claims made by households applying for DHP, awarded and not awarded

A total of 1,056 of these 1,319 households applied and were awarded DHP, equivalent to an award rate of 80%.



In terms of the demographics of DHP recipients, 21.2% of working age households are in work (compared to 32.7% for Islington as a whole) and 64.3% are single (compared to 52.9%). For households that applied and were refused DHP, 42.0% were of working age and in work and 46.9% are single. The difference in the working age population that is in work is particularly interesting – it seems that Islington is more likely to refuse DHP to households in work and which may be better able to support themselves.

themselves.

As Figure 8.1.2 above shows, the majority of claimants ultimately awarded DHP (1,056 households, including those that were unsuccessful any number of times before) made only one claim, while 14.4% made three or more individual claims. 247 out of the 263 households that applied but did not receive DHP, meanwhile, made just one claim.

Table 8.1.3 below breaks down the impact of several recent reforms on successful and unsuccessful DHP claimants. Specifically, it shows the number of claimants affected by each reform, their resulting average weekly loss in income, and how this compares to the Islington cohort as a whole.

This gives an insight into whether DHP has been allocated to those most heavily affected by past welfare reforms, as well as whether those hardest hit by certain reforms have been applying to begin with.

The application rate is significantly lower than the award rate, suggesting that it may be worthwhile targeting those affected by welfare reforms with an awareness campaign on the availability of DHP support.

Welfare Reform	Total Islington	Total DHP claimants	Application rate	DHP awarded			DHP not awarded	Award rate
				All claimants	Awarded < £1,000	Awarded ≥ £1,000		
Under-occupation charge (no. affected)	2160	596	27.6%	537	365	172	59	90.1%
Average weekly reduction in HB	-£ 23.27	-£ 26.35	N/A	-£ 24.23	-£ 22.41	-£ 28.04	-£ 24.41	N/A
Benefit cap at £26,000 (no. affected)	195	21	10.8%	10	5	5	11	47.6%
Average reduction in HB	-£ 53.26	-£ 65.33	N/A	-£ 58.68	-£ 84.94	-£ 32.43	-£ 61.86	N/A
LHA cap	1,170	119	10.2%	96	45	51	23	80.7%
Average weekly rent shortfall	-£ 62.26	-£ 56.79	N/A	-£ 56.92	£ 47.86	£ 64.91	-£ 55.36	N/A
High or medium impact in 2015	3,077	673	21.9%	597	388	209	76	88.7%

The under-occupation charge

Looking firstly at the under-occupation charge, it is interesting to note that almost 25% of all

households in the cohort that were affected were awarded DHP by the Council. More than two thirds of these received less than £1,000. Just 9.9% of households that applied were refused DHP, meaning that the “approval rate” for DHP is higher for those affected by the under-occupation charge than it is for applicants in general. Furthermore, 16.9% of those refused DHP will experience a high impact due to welfare reform in 2016 (defined as a loss of income exceeding £30/week), while it is 22.0% for those that were awarded DHP. This suggests that DHP was more likely to be allocated to the households seeing the biggest loss in income as a result of welfare reform.

Furthermore, the average reduction in housing benefit as a result of the under-occupation charge is greater for those awarded DHP than for the Islington cohort as a whole. In other words, DHP recipients are more heavily impacted by the under-occupation charge, and are rightly in need of financial support in the form of DHP.

The benefit cap at £26,000

The situation is very different in the case of the benefit cap at £26,000. As the table shows, just 11 people affected were awarded DHP, while another 11 who applied were refused. 21 out of the 22 households who were affected by the cap and applied for DHP will experience a “high impact” due to welfare reform in 2016, so that perhaps the 11 that did not receive it should be prioritised if any apply again.

The LHA cap

The LHA cap applied to private renters, which came into effect in 2008, affects just under 10% of households which were awarded DHP. The average weekly rent shortfall for those in receipt of DHP is lower than the average for Islington as a whole by more than £5. This could simply be because households which receive DHP are more likely to have fewer means in general, so that the rents they pay are not above the LHA rate by as much.

Impact of Welfare Reform in 2015

In terms of the cumulative impact of these reforms in 2015, 597 recipient households (45.3% of all applicants) are classed as experiencing a “high” or “medium” impact (using the same definition throughout this report, equivalent to an income loss of at least £15 per week). These households are also particularly likely to receive a DHP award, with 88.7% of those applying being successful. However, it is suggested that Islington Borough Council looks into the remaining 54.7% of cases where DHP was allocated to households experiencing a low impact due to welfare reform or none at all.

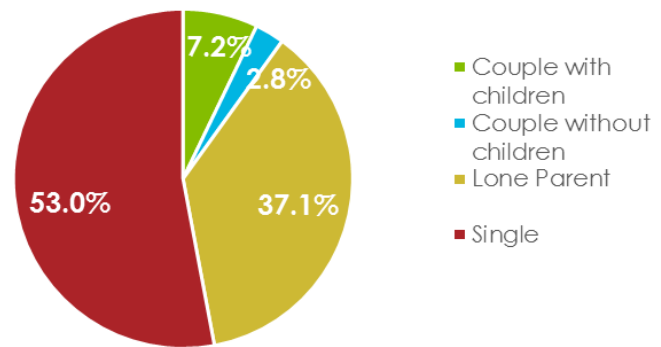
It is important to note while reviewing the analysis below that we do not have the full details behind why applications were rejected (e.g. DHP Benefit Cap, Community Care Support). We learned for example that 194 applications marked as ‘rejected’ were in fact referred to alternative support, through which 118 further awards were made. In addition, the assessor may have good cause for rejecting an application, determining that they have other means, or have not met certain stipulated requirements. Not all discretionary payments should be made to those affected by welfare reforms, as others may be struggling.

8.2 Community Care Support

Community care support payments are designed to help vulnerable residents to move back into the community. Assistance usually takes the form of beds, bedding, utensils or any additional items that are deemed essential.

In Islington, 3,378 people applied for CCS (excluding 315 households for which the housing benefit reference number given did not match any SHBE records), making this the most common discretionary payment. 91.3% of applications were approved, and 86.6% of households (whether approved or rejected) made just one claim.

Figure 8.2.1: Household type of Community Care Support applicants (all)

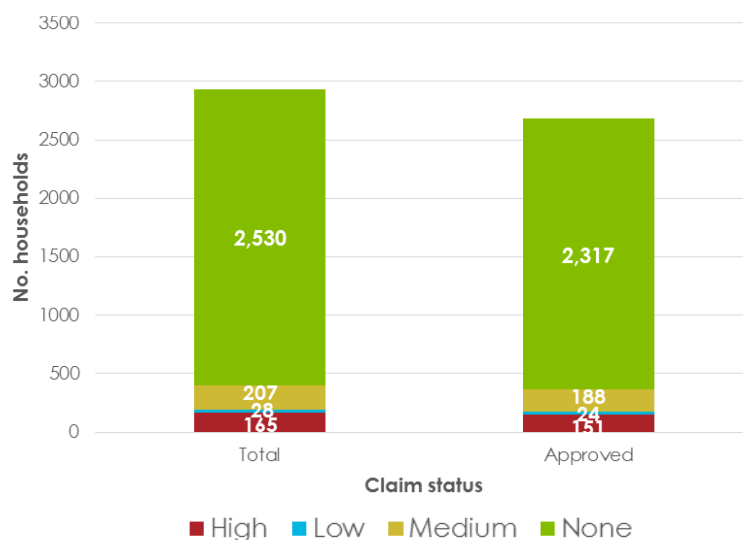


As can be seen in Figure 8.2.1 to the right, a sizeable proportion (37.1%) of all CCS applicants are lone parents. Furthermore, most working age households awarded CCS are out of work (82.38%), and more than half are disabled. This suggests that CCS in Islington is being awarded to groups that are especially vulnerable.

The most common payment received by households approved for CCS is the Argos award. This was paid out to 81.6% of all CCS recipients, and had an average cash value of £524.22.

CCS recipients seem to be less impacted than both DHP recipients and the Islington cohort as a whole by the LHA cap, under-occupation, the benefit cap and reductions in council tax support (4.9% of CCS recipients will experience a “high impact” due to welfare reform this year, compared to 6.1% for Islington as a whole). These households may be in need for other reasons, many low income households will have been impacted by inflation, rent increases and benefit freezes, or the data may not have been matched.

Figure 8.2.2: Impact of welfare reform in 2016 on working age households, by CCS claim status



8.3 Crisis Payments

Crisis payments are usually administered to help households establish themselves in the community following a stay in institutional or residential care, or to avoid these households from entering into care.

494 households in Islington have applied for crisis payments (this figure excludes 121 households for which the housing benefit reference number provided did not match any in the SHBE dataset). 53.4% of these households had their applications approved, a figure that is considerably lower than that for DHP and CCS. 86.4% of all households (approved and rejected) made just one claim, while a further 9.5% made two.

Of all households claiming CP, over 69% were single people, while just 10.1% of working age households are actually in work. Looking specifically at households that were awarded CP, 73.3% are single, 21.4% are lone parents and 8.1% of working age households are actually in work. Conversely, of working age households refused CP, 64.7% were single and 12.2% were in work.

85.6% out of the 264 households that applied and were awarded CP received a grocery voucher, making this the most common payment. 63.6% received a fuel payment voucher, while just over half received both.

Figure 8.3.1: Household type of Crisis Payments applicants (all)

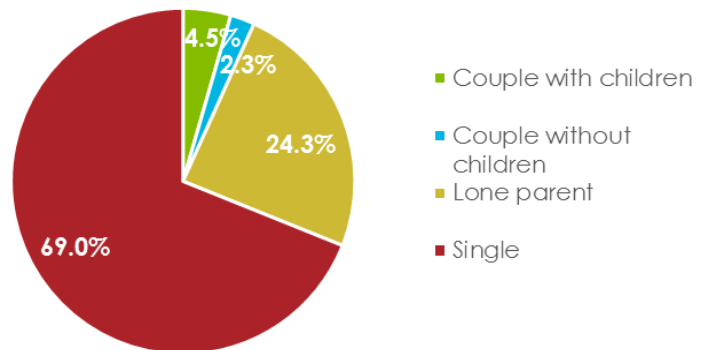
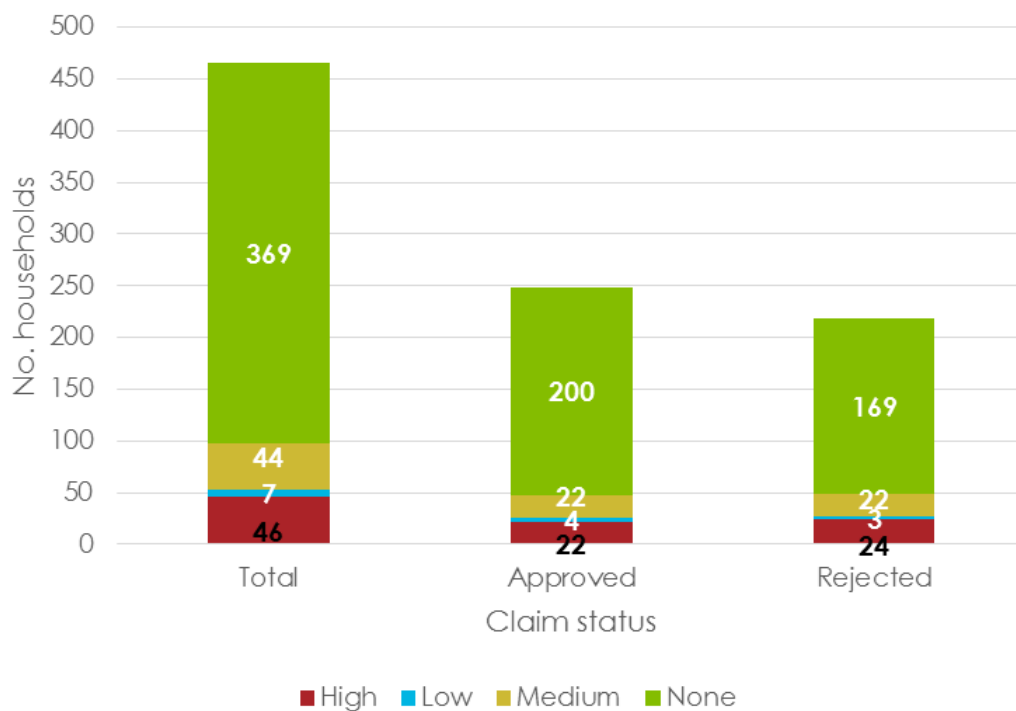


Figure 8.3.2: Impact of welfare reform in 2016 on working age households, by CP claim status



As seen in Figure 8.3.2, 22 CP recipients (8.9% of all working age recipients) are classed as

“highly impacted” by welfare reform in 2016. This is lower than the figure for Islington as a whole (10.3%), as well as the figure for households who applied and were refused CP, which stands at 11.0%. These households may be in need for other reasons, many low income households will have been impacted by inflation, rent increases and benefit freezes, or the data may not have been matched.

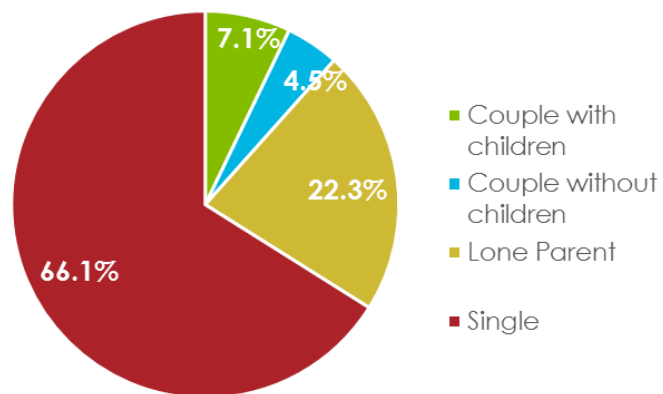
8.4 Council Tax Welfare Support

Council Tax Welfare Support (CTWS) has been claimed by 112 households (excluding another 12 for whom the Housing Benefit reference number did not match).

The approval rate of CTWS is very high at 91.1%, while 95.5% of all applicant households made just one claim.

Of all working age households that applied for CTWS, almost two thirds are single and a further 22.3% are lone parents. Out of the applicants of working age, just 31.0% are in work. If we look separately at applicants approved and refused CTWS, there are some interesting differences. 33.3% of applicants who were refused CTWS are lone parents, while the figure is considerably lower for those approved at 23.3%. In addition, out of refused households of working age, 62.5% are actually in work compared to 28.3% for households that were approved.

Figure 8.4.1: Household type of Council Tax Welfare Support applicants (all)



8.5 Conclusion: Discretionary Support

It is important to note the limitations in the analysis, not all records were matched and the data does not provide the full details behind why applications were rejected.

Not all discretionary payments should be made to those affected by welfare reforms and many low income households will have been impacted by inflation, rent increases and benefit freezes, such that all of those awarded are in need. However, those that experience added costs as a result of ongoing reforms and the benefit freeze may need to apply again for discretionary support as a means of managing the increased financial strain.

The council may want to consider targeting those affected by welfare reforms with an awareness campaign on the availability of discretionary support.

9. Recommendations

Policy in Practice recommends that the information in this report and the accompanying dataset is used by Islington to target support to households who are hardest hit by welfare reform. In particular, we recommend the following actions:

- **Become familiar with the household level dataset accompanying this report.** This dataset provides a detailed assessment of the impact of welfare reform on each individual household in Islington. You will be able to download the dataset securely, and can see a short demonstration of the dataset [here](#).
- **Identify exemptions.** The data provided does not enable us to identify some households that may be exempt from reforms, such as the reduced benefit cap. Other datasets such as ATLAS may help to identify households in the ESA Support Group, in receipt of Carer's Allowance, or with disabled children. Identifying additional exempt households enables the council to focus support more accurately on those most severely affected.

Our analysis has identified 1,452 households that will likely be affected by the benefit cap and will experience a fall in income.

- i. All 51 households in receipt of ESA that are now capped should be further investigated to identify whether or not they are exempt by being in the Support Group.
 - ii. 16 household are affected by the current benefit cap and in receipt of Carer's Allowance – often those with disability benefits for children.
 - iii. Some affected households are already in work, and may be able to increase their weekly hours worked in order to reach the qualifying threshold for exemption. The data identifies some households marked as affected by the cap, already at the qualifying threshold, it may be useful to ensure these households are notified that additional hours will result in exemption from the cap.
- **Target employment support.** This report provides a qualified list of households that will be affected by the benefit cap in 2016. We recommend front-line support is targeted to those households most heavily impacted by the benefit cap. It may be possible for frontline support to engage with these customers and make them aware of the impact of forthcoming changes and work with them to minimise income reduction. The Benefit Cap White Paper and Benefit Cap software are useful resources for frontline support. In addition, the council may wish to consider targeting employment support to the 'quick wins' – those who are highly affected by welfare reform but appear to have low barriers to work.

Further analysis of the data may help to identify additional barriers to work. For example:

- i. Longitudinal analysis may enable us to identify when households were last in receipt of earned income, and trace the effectiveness of interventions.

- ii. A “what if” analysis may identify the extent to which the household would be better off, if they were to move into a job and receive the minimum wage.

The accompanying dataset may be used to identify households with low barriers to work, and are affected by future reforms (e.g. 18-21 year olds) in order to pro-actively target preventative support.

- **Target Financial Support to households that need it the most.** Our analysis has identified a total nominal loss from welfare reforms of £1,510,000 to date, and a further £658,000 by 2020. Islington has to be allocated through discretionary housing payments. It may also have other hardship support available to support households. The accompanying dataset can be used to understand who is most heavily impacted, the council can use this to better target DHPs and other forms of hardship support.
- **Use this data to co-ordinate support across the council and with partners.** This analysis and the accompanying household level dataset can help to co-ordinate activity across the council to avoid duplicating support and provide a more joined-up service (e.g. Troubled Families).
 - i. The Council should target those households in receipt of more than one form of discretionary support, and consider taking proactive steps to support them toward independence, working with other departments where necessary.
 - ii. The Council may need to work with social landlords to ensure support mechanisms are in place if LHA is applied to social housing without an exemption for supported accommodation. The Government is currently suggesting that this should be covered by DHPs. Some Housing Associations are planning to decrease supported housing provision if no exemption is offered. This will have a significant effect on council support services for vulnerable groups.
 - iii. Demand for support is forecast to grow in the next few years. The council should ensure robust policies are in place that support, accurate targeting and efficient administration.

The cumulative and forward-looking assessment of the impact of welfare reform means that it may be possible to better co-ordinate support to focus on households with greatest need, or targeted to where support is likely to be most effective.

In addition, sharing this analysis and the accompanying household level dataset with partners, through appropriate processes, will help develop an understanding of the impact of welfare reform across all delivery channels and help to build consensus around how to deliver appropriate support.

- **Use this data, and further analysis to identify and deliver savings on an annual basis.** Homelessness costs the council. The cost of a homelessness application is estimated to be in the region of £8,000 (Birmingham, Croydon).
 - i. Identifying households that are at a high risk of homelessness, and lowering that risk through targeted support would save the council money. The savings come from not having to process homelessness applications, and the increased collection of rent.

- ii. Lewisham Council, working with Policy in Practice were able to help 21.5% of households likely to be affected by the Benefit Cap in 2013 to become exempt, primarily through work, compared with 7.5% that became exempt in a control group. Using the difference of 14% as a benchmark, we can estimate potential council savings.
- iii. In Islington 443 households are highly affected by the lower Benefit Cap. These are households that would lose £30 a week or more due to this reform.
- iv. If Islington were similarly able to support an additional 14% of these households into work so that they become exempt from the benefit cap, 62 families could avoid potential eviction, alongside improved social outcomes, savings for the council are estimated to be around £496,000.
- v. 95 households that are highly affected are Islington council tenants. Supporting 14% of these families into work could generate a further £59,700 in income for Islington council through full rent payments.
- vi. In total, by supporting 14% of highly affected households into work, Islington council could generate savings of £556,000 by avoiding homelessness applications and protecting rental payments.
- vii. Additionally, helping 14% of all highly affected households across Islington, would protect the rental income of Islington landlords by a further £249,000.
- viii. These savings focus solely on the impact of the lower Benefit Cap. Further analysis that would introduce rent arrears data would allow us to combine the cumulative impact of all welfare reforms. We would then be able to highlight further savings for Islington Council.

Schools in Islington are missing out on Pupil Premium funding due to the introduction of Universal Infant Free School Meals for 5-7 year olds.

- i. The analysis identified 1,673 households eligible for both UIFSM and means-tested FSM. One school in Bristol found that applications for means-tested FSM among this cohort fell by half.
- ii. If Policy in Practice were able to identify those households least likely to have made a claim, and completed applications rose through a targeted campaign, then the additional income to schools in Islington could be worth up to £1,104,180.

There may be other opportunities for savings through further analysis. We would be pleased to discuss with you further.

Annex 1: Data limitations

Limitation 1: Passported Housing Benefit cases receiving Employment and Support Allowance (ESA) do not give information on work capability group

Assumption:	Rationale:	Records Affected:	Implications:
We use DLA data to determine ESA Group where available. People receiving the higher rate of either the care or mobility component of DLA will be put in the Support Group. People receiving the middle rate or lower rate or those without information on DLA will be put in the Work Related Activity Group.	The rate at which Disability Living Allowance is paid reflects the level of disability of the individual. This will give the best approximation of which ESA group they are in.	There are 7,941 passported ESA cases in the SHBE records. 71.7% (5,693) of the passported cases do not provide information on ESA income, group or disability premiums. Of these, 2,820 report information on DLA income.	We may be over-estimating the number of people in the WRAG group and thus affected by the benefit cap and at risk of losing the WRAG premium in ESA.

Limitation 2: Passported Housing Benefit cases do not provide information on earnings

Assumption:	Rationale:	Records Affected:	Implications:
Passported cases are out of work.	No information on which to base assumptions otherwise.	18,231 SHBE records are passported.	Analysis will not capture the impact of low hours work which may underestimate the number of cases that are better off under Universal Credit or those that are self-employed and may be worse off under UC due to the minimum income floor.

Limitation 3: No information on child disability benefits. Only information on whether the household receives the child disability premium in SHBE records

Assumption:	Rationale:	Records Affected:	Implications:
Where the household receives the child disability premium, we have assumed the lowest rate care component of DLA for one child.	This is a conservative estimate. We have no other information to base assumptions on the level of disability.	225 (0.65% of total) SHBE records include the child disability premium	Missing data on child disability may overestimate the number of households affected by the benefit cap, since child DLA exempts households from the benefit cap.

Limitation 4: Limited information on childcare. We only have information on the childcare disregard in the Housing Benefit claim, not childcare support claimed through tax credits in SHBE records. CTRS records contain no information on childcare

<p>Assumption: Childcare support added for records with a childcare disregard only.</p>	<p>Rationale: No other information on which to base assumption.</p>	<p>Records affected: Childcare disregard used in 411 cases..</p>	<p>Implications: Under-estimating the take up of childcare support. Since childcare support is higher under UC, this also under-estimates the number of households that would be better off under UC.</p>
--	--	---	--

Limitation 5: No information on housing costs for households only receiving council tax support, as they do not claim Housing Benefit. They may however receive support for mortgage interest

<p>Assumption: CTRS-only cases are owner-occupiers with no housing costs.</p>	<p>Rationale: No other information on which to base assumption.</p>	<p>Records affected: 1,761 records 5.62% are CTRS-only.</p>	<p>Implications: We may under-estimate the number of people who are worse off under UC. This is because owner-occupiers are not entitled to mortgage support in work, so those working low hours will be worse off.</p>
--	--	--	--

Limitation 6: Limited information on the number of bedrooms

<p>Assumption: Cases missing the number of bedrooms</p>	<p>Rationale: No other information on which to base assumption.</p>	<p>Records affected: 10,378 (33.1%) records are missing.</p>	<p>Implications: We may under-estimate the number of people who are affected by the bedroom or tax, or are paying rent above the local housing allowance rate.</p>
--	--	---	---

Annex 2: Drivers for a change in entitlement under Universal Credit

Drivers for why a household may be better off under Universal Credit

- Young people under 25 without children or a disability are not entitled to Working Tax Credit, but will qualify for in-work support under UC.
- The base entitlement for people in the ESA Support Group has risen from £226 per month to £316 per month.
- Though work allowances in Universal Credit have been reduced, families with children will still have a higher work allowance than they do today.
- People working a low number of hours face a 100% withdrawal rate of JSA/IS/ESA under the current system, but will only see a 65% withdrawal of Universal Credit.
- Households in work and receiving Housing Benefit and tax credits will see their benefits withdrawn at a lower rate under Universal Credit.
- Parents working under 16 hours who need formal childcare are not entitled to childcare support through tax credits, but they will be eligible for help with childcare costs under UC.

Drivers for why a household may need transitional protection

- Lone parents between 18 and 25 will no longer be entitled to the over-25 rate of the personal allowance under Universal Credit.
- Under the current system, households see a large jump in income (i.e. cliff edge) when they begin working enough hours to qualify for Working Tax Credit (16, 24 or 30 hours depending on the household type). There is no distinction between out-of-work and in-work support or an hours threshold within Universal Credit, to smoothen work incentives. Households working at the tax credit threshold will generally see a lower entitlement under UC.
- The child disability element of Universal Credit, for those not entitled to the highest rate care component of DLA, is worth around half of the disability element of Child Tax Credit.
- The benefit cap under the current system only reduces a household's Housing Benefit. Under Universal Credit, the benefit cap can reduce all elements of the households UC award, meaning that capped households may see an even greater reduction under UC and households not in receipt of Housing Benefit under the current system may also be capped under UC.
- People in work and in receipt of only tax credits (i.e. not in receipt of Housing Benefit) will see an increase in their withdrawal rate from 41% to 65%.

- Households with savings over £16,000 will not be entitled to Universal Credit, but are eligible for tax credits under the current system.
- Universal Credit has a single flat rate for non-dependant deductions, meaning some households with non-dependents will see a higher reduction to their housing support under Universal Credit than the current system.
- Under Universal Credit, owner-occupiers will not be eligible for help with their mortgage when in work. Under the current system, they are eligible for mortgage support as long as they are not in 'remunerative work' (usually 16 or 24 hours depending on household type).
- Couples with one partner above and one partner below the state pension age. Under the current system, the couple would claim Pension Credit (a higher amount) but under Universal Credit, their entitlements are determined by the youngest partner and therefor will claim UC (a lower amount).

Annex 3: Household data documentation

The analysis in this report is based on a household level dataset, this is a powerful resource that local authorities and other local organisations can use to target support more effectively. This written guide to the dataset is accompanied by a video available [here](#).

The household dataset is broken down into different sections, including:

- **Household characteristics**
- The impact of **Coalition reforms** (LHA freeze, under-occupation, £26k benefit cap)
- The impact of **major reforms in the current parliament** (reduced benefit cap (£23k / £20k), Universal Credit)
- Reforms affecting **new claimants**
 - Family and child elements of child tax credits for 3+ children eliminated for new births / claims, ESA WRAG awarded at the same rate as JSA, 18-21 year olds to lose automatic entitlement to housing support and will be expected to 'earn or learn', Local Housing Allowance applied to the social-rented sector, Pay to Stay introduced to all council tenants
- **Mitigating measures** put in place
 - Introduction of the National Living Wage, increased income tax allowance, an extra 15 hours of free childcare for 3-4 year olds
- Anomalous records possibly **worth investigating**
 - Records that the local authority should investigate further to mitigate the impact of reforms (eg Ben Cap households in work, receiving ESA or households earning below minimum wage)
- **Barriers to work**
 - Disabilities or caring responsibilities for adults / young children
- **Cumulative impact** of reforms
 - **2015** – The impact of reforms to date (Coalition reforms)
 - **2017** – The impact of major reforms in the current parliament (Coalition reforms, Bencap)
 - **2020** – The impact of all reforms including UC and mitigating measures to 2020

Among other things, the dataset can be used to:

- Proactively identify households negatively impacted by future reforms (eg benefit cap or Universal Credit) and identify households affected by current reforms
- Target employment support (eg to those with low identified barriers to work, those that are better off under UC, or to U25s or 50+ for ESF programs)
- Identify hard to engage groups (eg those in work on low earnings able to progress in work)
- Where arrears or support payment data has been provided, identify households that are struggling to make ends meet

We would be pleased to receive your feedback and suggestions for further analysis.

Households dataset

Variable	Explanation
reference	Housing Benefit and/or Council Tax Reduction claim number
postcode	Postcode
householdtype	Simplified household type. Options are: single, lone parent, couple without children, couple with children.
agegroup	<ul style="list-style-type: none"> • Working age • Pension age (if one or more partners are of Pension Credit qualifying age)
tenure	Simplified tenure type. Options are: Council tenant, Social Rent, Private Rent, and Owner-Occupier (used for CTRS-only cases).
rent	Rent from raw data, only if known.
economicstatus	<ul style="list-style-type: none"> • In work (if there are earnings in the household) • Not in work, disabled (if no earnings in the household and someone is in receipt of a disability-related benefit) • Not in work, carer (if no earnings and in receipt of the Carer's Premium) • Not in work, lone parent (if no earnings and a single person with children) • Not in work, other (if no earnings and does not fit in the categories above)
earnings	Total gross weekly earnings for the both the claimant and partner (if applicable).
savings	Household savings, using bands.
underoccupation	Y = affected by the under-occupation charge N = not affected by the under-occupation charge
underoccupation_amount	Weekly reduction to Housing Benefit due to the under-occupation charge.
Underoccupation_pensionage	Y = affected by the under-occupation charge and of pension age. N = not affected by the under-occupation charge.
LHAcap	Y = affected by the LHA cap (rent is higher than the applicable LHA rate, for private sector tenants) N = not affected by the LHA cap

LHAcap_amount	Weekly shortfall between eligible rent and the maximum applicable LHA rate.
benefitcap_26k	Y = affected by the benefit cap as currently set N = not affected by the benefit cap
benefitcap_26k_amount	Weekly reduction to Housing Benefit due to the benefit cap.
benefitcap26k_couldgetWTC	Y = household identified as affected by the benefit cap in BCC data, but working enough hours to qualify for Working Tax Credit (a potential exemption) N = not affected by the benefit cap and eligible for Working Tax Credit
benefitcap26k_carer	Y = household identified as affected by the benefit cap in HLBC data, but in receipt of carer's allowance N = not affected by the benefit cap and receiving carer's allowance
benefitcap_20k	Y = identified as affected by the lower benefit cap N = not identified as affected by the lower benefit cap
benefitcap_20k_amount	Weekly reduction to Housing Benefit due to the lower benefit cap.
benefitcap_20k_receivingESA	Y = affected by the lower benefit cap and in receipt of ESA (could potentially be exempt if in Support Group) N = not affected by the lower benefit cap
benefitcap20k_carer	Y = household identified as affected by the lower benefit cap, but in receipt of carer's allowance N = not affected by the lower benefit cap.
benefitcap_20k_noHB	Y = households identified as affected by the lower benefit cap and all their Housing Benefit would be withdrawn. N = Not affected by the lower benefit cap.
eligibletoFSM_underUIFM	Y = household's with receiving UIFSM and eligible to means tested FSM N = not affected receiving UIFSM and eligible to means tested FSM
earningbelowNMW	Y = not self-employed, with one adult earning below the National Minimum Wage N = not earning below National Minimum Wage

taxcredits_2children	<p>Y = at risk of losing tax credits if they have another child.</p> <p>N = Not at risk of losing tax credits if they have another child.</p>
paytostay	<p>Y = living in social housing with household earnings above £30,000 per year</p> <p>N = not affected by 'pay to stay'</p>
LHA_lower_than_socialrent	<p>Y = LHA rate is lower than social rent. Shortfall between Housing Benefit and rent.</p> <p>N = Not affected by the LHA rate being applied to social rent.</p>
social_LHAshortfall_weekly	Weekly shortfall between LHA rate and social rent.
uc_needsprotection	<p>Y = needs transitional protection to avoid a lower entitlement under Universal Credit</p> <p>N = will receive the same or more income under Universal Credit</p>
uc_needsprotection_amount	Weekly amount of transitional protection needed under Universal Credit.
uc_inworkconditionality	<p>Y = subject to in-work conditionality under Universal Credit</p> <p>N = not subject to in-work conditionality</p>
uc_minimumincomefloor	<p>Y = self-employed and earning below the National Minimum Wage, likely to be affected by the Minimum Income Floor under Universal Credit</p> <p>N = not affected by the Minimum Income Floor</p>
incomereduction_2015	Total weekly income reduction in 2015 due to the under-occupation charge, the benefit cap and the LHA cap.
impact_2015	<p>Score for the cumulative impact of welfare reform in 2015.</p> <p>No impact = not affected by welfare reform</p> <p>Low = fall in income is below £15 per week</p> <p>Medium = fall in income is between £15 and £30 per week</p> <p>High = fall in income is above £30 per week</p>
incomereduction_2016	Total weekly income reduction in 2016 due to the under-occupation charge, the lower benefit cap, the LHA cap, the increase in the withdrawal rate of

	Working Tax Credits, and the reduction of the income threshold for tax credits.
impact_2016	Score for the cumulative impact of welfare reform in 2016. No impact = not affected by welfare reform Low = fall in income is below £15 per week Medium = fall in income is between £15 and £30 per week High = fall in income is above £30 per week
barrierscore_disability	1 = if in receipt of a disability-related benefit at the lower or middle rate 2 = if in receipt of a disability-related benefit at the highest rate.
barrierscore_carer	2 = if in receipt of the Carer Premium
barrierscore_loneparentor2earner	1 = if a lone parent or second earner, more likely to need childcare
barrierscore_youngchildren	1 = if there is a child under 5 in the household, more likely need childcare
barriers_to_work	Score for barriers to work, summing the preceding three variables. Low = a total score of 0 Medium = a total score of 1 High = a total score of 2 or more
DHP_award	Approved = successful DHP claim Refused = unsuccessful DHP claim Didn't apply = no DHP application
Crisis_award	Approved = successful Crisis claim Refused = unsuccessful Crisis claim Didn't apply = no Crisis application
Community_award	Approved = successful Community claim Refused = unsuccessful Community claim Didn't apply = no Community application
CTWS_award	Approved = successful CTWS claim Refused = unsuccessful CTWS claim Didn't apply = no CTWS application

About Policy in Practice

Our mission is to reduce poverty. We do this by simplifying delivery of the welfare system. We believe that change happens on the frontline.

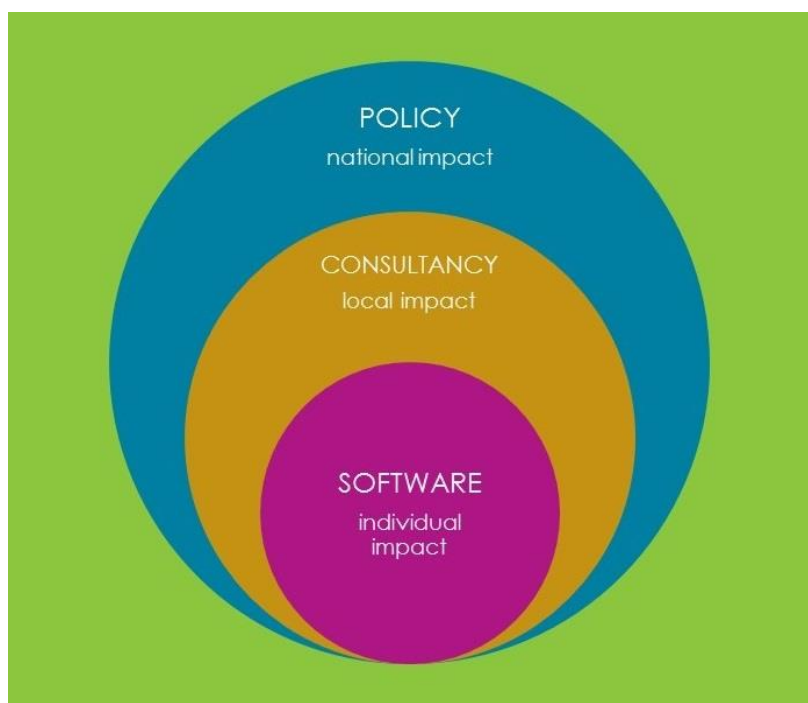
Deven Ghelani was a member of the team at Centre for Social Justice who developed Universal Credit and, when the policy was adopted by government, he left to set up Policy in Practice. He was keen to ensure that the policy intent was actually put into practice.

Policy in Practice has facilitated conversations between leading local authorities and the Prime Minister's office to ensure frontline feedback about welfare reform policy has been heard.

We also help local organisations to understand the aggregate and cumulative impact of welfare reform changes on their customers so that they can accurately target support programmes.

And finally, to close the loop, the software that Policy in Practice has developed simplifies the

conversations that frontline advisors can have with customers by clearly showing what benefits they can get under the current system and when they move to Universal Credit, comparing the two side-by-side using data visualisation.



This page is intentionally left blank

Governance and Human Resources

Resources
Town Hall, Upper Street,
London N1 2UD

Report of: Assistant Director Governance and Human Resources

Meeting of	Date	Agenda Item	Ward(s)
Policy and Performance Scrutiny Committee	31 October 2016	G1	All

Delete as appropriate	Exempt	Non-exempt
------------------------------	---------------	-------------------

**SUBJECT: MONITORING OF RECOMMENDATIONS OF REVIEW COMMITTEES
TIMETABLE FOR TOPICS, POLICY AND PERFORMANCE
COMMITTEE'S WORK PROGRAMME, KEY DECISIONS**

1. Synopsis

To inform the Policy and Performance Scrutiny Committee of the timetable of the Review Committees scrutiny topics for the remainder of the municipal year, the timetable for monitoring the recommendations of the Review Committees, the current situation on the Policy and Performance Scrutiny Committee's work programme, and Key Decisions.

2. Recommendation

That the Policy and Performance Scrutiny Committee note the timetable and the arrangements for monitoring the recommendations of the Review Committees, the current work programme, and the key decisions.

3. Background

Attached to this report are the details of the work programme and timetable for the Review Committees for the remainder of the municipal year, the arrangements for monitoring the recommendations of review committees, key decisions details, and the Policy and Performance Scrutiny Committee's work programme.

PTO

4. Implications

4.1 Environment Implications

None specific at this stage

4.2 Legal Implications

Not applicable

4.3 Financial Implications

None specific at this stage

4.4 Equality Impact Assessment

None specific at this stage

Final Report Clearance

Signed by

.....
Interim Director of Law and Governance

.....
Date

Received by

.....
Head of Democratic Services

.....
Date

Report Author: Peter Moore
Tel: 020 7527 3252
E-mail: peter.moore@islington.gov.uk

FORWARD PLAN OF KEY DECISIONS



ISLINGTON

KEY DECISIONS TO BE CONSIDERED BY THE EXECUTIVE/COMMITTEES/OFFICERS FOR THE PERIOD TO THE EXECUTIVE MEETING ON 24 NOVEMBER 2016 AND BEYOND

**Lesley Seary
Chief Executive
Islington Council
Town Hall
Upper Street
London N1 2UD**

Contact Officer: Mary Green
Democratic Services
E-Mail: democracy@islington.gov.uk
Telephone: 020 7527 3005
Website: <http://democracy.islington.gov.uk/>

Published on 3 October 2016

FORWARD PLAN OF KEY DECISIONS

KEY DECISIONS TO BE CONSIDERED BY THE EXECUTIVE/COMMITTEES/OFFICERS

FOR THE PERIOD TO THE EXECUTIVE MEETING ON 24 NOVEMBER 2016 AND BEYOND

This document sets out key decisions to be taken by the Executive within the next 28 days, together with any key decisions by Committees of the Executive, individual Members of the Executive and officers. It also includes potential key decisions beyond that period, though this is not comprehensive and items will be confirmed in the publication of the key decisions document 28 days before a decision is taken.

It is likely that all or a part of each Executive meeting will be held in private and not open to the public. This may be because an appendix to an agenda item will be discussed which is likely to lead to the disclosure of exempt or confidential information. The items of business where this is likely to apply are indicated on the plan below.

If you wish to make representations about why those parts of the meeting should be open to the public, please contact Democratic Services at least ten clear days before the meeting.

The background documents (if any) specified for any agenda item below, will be available on the Democracy in Islington web pages, five clear days before the meeting, at this link - <http://democracy.islington.gov.uk/> - subject to any prohibition or restriction on their disclosure. Alternatively, please contact Democratic Services on telephone number 020 7527 3005/3184 or via e-mail to democracy@islington.gov.uk to request the documents.

If you wish to make representations to the Executive about an agenda item, please note that you will need to contact the Democratic Services Team on the above number at least 2 days before the meeting date to make your request.

Please note that the decision dates are indicative and occasionally subject to change. Please contact the Democratic Services Team if you wish to check the decision date for a particular item.

A key decision is 1. an executive decision (other than a decision which relates to the placement of an individual, be that an adult or child) which is likely to result in expenditure or a receipt which is, or the making of savings which are, significant (i.e. in excess of £500,000 revenue or £1m capital), or to have significant effects on those living or working in an area comprising two or more Wards or, in respect of a disposal of land, where the proposed receipt (or reasonable pre-sale estimate in the case of an auction sale) exceeds £1.5m, or in respect of the acquisition of land or property, the proposed expenditure (or reasonable estimate prior to entering into the contract) exceeds £500,000; or

2. a decision to be made by the Chief Executive, Corporate Directors or Assistant Chief Executives to award contracts where the value of the contract is up to £2million revenue expenditure or £5million capital expenditure.

FORWARD PLAN OF KEY DECISIONS

	Subject/Decision	Ward (s)	Decision taker	Date(s) of decision	Background papers	If all or part of the item is exempt or confidential this will be stated below and a reason given. If all the papers are publically accessible this column will say 'Open'.	Corporate Director/Head of Service Executive Member (including e-mail address)
1.	Contract award for Street lighting LED replacement and system upgrade	All Wards	Corporate Director Environment and Regeneration	10 October 2016	LED & CMS Contract Award Report	Part exempt	Kevin O'Leary kevin.oleary@islington.gov.uk
2.	Procurement strategy for domestic violence refuge provision for women and children	All Wards	Corporate Director of Housing and Adult Social Services	14 October 2016	None	Open	Sean McLaughlin Sean.mclaughlin@islington.gov.uk
3.	Article 4 Directions to withdraw permitted development right for change of use from shops to financial and professional services	All Wards	Executive	20 October 2016	None	Open	Karen Sullivan Karen.Sullivan@islington.gov.uk Councillor Diarmaid Ward, Executive Member for Housing & Development diarmaid.ward@islington.gov.uk
4.	LIP (Local Implementation Plan) Transport Delivery Plan 2017-19	All Wards	Executive	20 October 2016	None	Open	Kevin O'Leary kevin.oleary@islington.gov.uk Councillor Claudia Webbe, Executive Member for Environment & Transport claudia.webbe@islington.gov.uk

FORWARD PLAN OF KEY DECISIONS

	Subject/Decision	Ward (s)	Decision taker	Date(s) of decision	Background papers	Is all or part of this item likely to refer to exempt or confidential information and therefore require exclusion of the press and public from the meeting?	Corporate Director/Head of Service Executive Member (including e-mail address)
5.	Contract for the provision of janitorial supplies		Corporate Director Finance and Resources	25 October 2016	None	Open	Mike Curtis Mike.curtis@islington.gov.uk
6.	Contract for the provision of postal goods and services		Corporate Director Finance and Resources	25 October 2016	None	Open	Mike Curtis Mike.curtis@islington.gov.uk
7.	Disposal of high value void residential properties	All Wards	Corporate Director of Housing and Adult Social Services, Corporate Director Finance and Resources	28 October 2016	None	Part exempt	Mike Curtis Mike.curtis@islington.gov.uk

A key decision is 1. an executive decision (other than a decision which relates to the placement of an individual, be that an adult or child) which is likely to result in expenditure or a receipt which is, or the making of savings which are, significant (i.e. in excess of £500,000 revenue or £1m capital), or to have significant effects on those living or working in an area comprising two or more Wards or, in respect of a disposal of land, where the proposed receipt (or reasonable pre-sale estimate in the case of an auction sale) exceeds £1.5m, or in respect of the acquisition of land or property, the proposed expenditure (or reasonable estimate prior to entering into the contract) exceeds £500,000; or

2. a decision to be made by the Chief Executive, Corporate Directors or Assistant Chief Executives to award contracts where the value of the contract is up to £2million revenue expenditure or £5million capital expenditure.

FORWARD PLAN OF KEY DECISIONS

	Subject/Decision	Ward (s)	Decision taker	Date(s) of decision	Background papers	Is all or part of this item likely to refer to exempt or confidential information and therefore require exclusion of the press and public from the meeting?	Corporate Director/Head of Service Executive Member (including e-mail address)
	8.	Procurement of Community Stop Smoking Services	All Wards	Director of Public Health	28 October 2016	None	Part exempt Julie Billett julie.billett@islington.gov.uk
Page 107	9.	Contract award for the Horticulture Resource Centre groundworks redevelopment	All Wards	Corporate Director Environment and Regeneration	1 November 2016	None	Part exempt Jan Hart jan.hart@islington.gov.uk
		Contract award for housing improvements	All Wards	Corporate Director of Housing and Adult Social Services	1 November 2016	None	Part exempt Sean McLaughlin Sean.mclaughlin@islington.gov.uk
	11.	Contract award to manage new youth provision at Soap Box Youth Centre	All Wards	Corporate Director Children's Services	3 November 2016	None	Part exempt Carmel Littleton carmel.littleton@islington.gov.uk

A key decision is 1. an executive decision (other than a decision which relates to the placement of an individual, be that an adult or child) which is likely to result in expenditure or a receipt which is, or the making of savings which are, significant (i.e. in excess of £500,000 revenue or £1m capital), or to have significant effects on those living or working in an area comprising two or more Wards or, in respect of a disposal of land, where the proposed receipt (or reasonable pre-sale estimate in the case of an auction sale) exceeds £1.5m, or in respect of the acquisition of land or property, the proposed expenditure (or reasonable estimate prior to entering into the contract) exceeds £500,000; or

2. a decision to be made by the Chief Executive, Corporate Directors or Assistant Chief Executives to award contracts where the value of the contract is up to £2million revenue expenditure or £5million capital expenditure.

FORWARD PLAN OF KEY DECISIONS

	Subject/Decision	Ward (s)	Decision taker	Date(s) of decision	Background papers	Is all or part of this item likely to refer to exempt or confidential information and therefore require exclusion of the press and public from the meeting?	Corporate Director/Head of Service Executive Member (including e-mail address)
12.	Contract award for the construction of 4 new homes on the Ewe Close car park.	Holloway	Corporate Director of Housing and Adult Social Services	7 November 2016	None	Part exempt	Sean McLaughlin Sean.mclaughlin@islington.gov.uk
13.	Delegation of decisions for the design of Shared Digital service		Shared ICT and Digital Service Joint Committee	8 November 2016	None	Open	Alan Layton alan.layton@islington.gov.uk Councillor Andy Hull, Executive Member for Finance, Performance and Community Safety andy.hull@islington.gov.uk
14.	Procurement processes for the shared digital service		Shared ICT and Digital Service Joint Committee	8 November 2016	None	Open	Alan Layton alan.layton@islington.gov.uk Councillor Andy Hull, Executive Member for Finance, Performance and Community Safety andy.hull@islington.gov.uk

A key decision is 1. an executive decision (other than a decision which relates to the placement of an individual, be that an adult or child) which is likely to result in expenditure or a receipt which is, or the making of savings which are, significant (i.e. in excess of £500,000 revenue or £1m capital), or to have significant effects on those living or working in an area comprising two or more Wards or, in respect of a disposal of land, where the proposed receipt (or reasonable pre-sale estimate in the case of an auction sale) exceeds £1.5m, or in respect of the acquisition of land or property, the proposed expenditure (or reasonable estimate prior to entering into the contract) exceeds £500,000; or

2. a decision to be made by the Chief Executive, Corporate Directors or Assistant Chief Executives to award contracts where the value of the contract is up to £2million revenue expenditure or £5million capital expenditure.

FORWARD PLAN OF KEY DECISIONS

	Subject/Decision	Ward (s)	Decision taker	Date(s) of decision	Background papers	Is all or part of this item likely to refer to exempt or confidential information and therefore require exclusion of the press and public from the meeting?	Corporate Director/Head of Service Executive Member (including e-mail address)
15.	Contract award for refurbishment of passenger lifts at Brecknock Estate, Hilldrop Estate, Holly Park Estate, Highbury Grange Estate and Besant Court	Highbury East; Mildmay; St George's; Tollington	Corporate Director of Housing and Adult Social Services	23 November 2016	None	Part exempt	Sean McLaughlin Sean.mclaughlin@islington.gov.uk
16.	Contract award for housing improvements	All Wards	Corporate Director of Housing and Adult Social Services	1 December 2016	None	Part exempt	Sean McLaughlin Sean.mclaughlin@islington.gov.uk
17.	Procurement strategy for preventing youth violence	All Wards	Executive	8 December 2016	None	Part exempt	Carmel Littleton carmel.littleton@islington.gov.uk Councillor Joe Caluori, Executive Member for Children, Young People & Families joe.caluori@islington.gov.uk

A key decision is 1. an executive decision (other than a decision which relates to the placement of an individual, be that an adult or child) which is likely to result in expenditure or a receipt which is, or the making of savings which are, significant (i.e. in excess of £500,000 revenue or £1m capital), or to have significant effects on those living or working in an area comprising two or more Wards or, in respect of a disposal of land, where the proposed receipt (or reasonable pre-sale estimate in the case of an auction sale) exceeds £1.5m, or in respect of the acquisition of land or property, the proposed expenditure (or reasonable estimate prior to entering into the contract) exceeds £500,000; or

2. a decision to be made by the Chief Executive, Corporate Directors or Assistant Chief Executives to award contracts where the value of the contract is up to £2million revenue expenditure or £5million capital expenditure.

FORWARD PLAN OF KEY DECISIONS

	Subject/Decision	Ward (s)	Decision taker	Date(s) of decision	Background papers	Is all or part of this item likely to refer to exempt or confidential information and therefore require exclusion of the press and public from the meeting?	Corporate Director/Head of Service Executive Member (including e-mail address)
18.	Tufnell Park Primary School - expansion to 3 forms of entry	All Wards	Executive	8 December 2016	None	Part exempt	Carmel Littleton carmel.littleton@islington.gov.uk Councillor Joe Caluori, Executive Member for Children, Young People & Families joe.caluori@islington.gov.uk
19	Procurement strategy for Anti Social Behaviour patrolling services	All Wards	Executive	8 December 2016	None	Part exempt	Jan Hart jan.hart@islington.gov.uk Councillor Andy Hull, Executive Member for Finance, Performance and Community Safety andy.hull@islington.gov.uk
20.	Procurement strategy for arboricultural services contract 2017-2024	All Wards	Executive	8 December 2016	None	Open	Bram Kainth bram.kainth@islington.gov.uk Councillor Claudia Webbe, Executive Member for Environment & Transport claudia.webbe@islington.gov.uk

A key decision is 1. an executive decision (other than a decision which relates to the placement of an individual, be that an adult or child) which is likely to result in expenditure or a receipt which is, or the making of savings which are, significant (i.e. in excess of £500,000 revenue or £1m capital), or to have significant effects on those living or working in an area comprising two or more Wards or, in respect of a disposal of land, where the proposed receipt (or reasonable pre-sale estimate in the case of an auction sale) exceeds £1.5m, or in respect of the acquisition of land or property, the proposed expenditure (or reasonable estimate prior to entering into the contract) exceeds £500,000; or

2. a decision to be made by the Chief Executive, Corporate Directors or Assistant Chief Executives to award contracts where the value of the contract is up to £2million revenue expenditure or £5million capital expenditure.

FORWARD PLAN OF KEY DECISIONS

	Subject/Decision	Ward (s)	Decision taker	Date(s) of decision	Background papers	Is all or part of this item likely to refer to exempt or confidential information and therefore require exclusion of the press and public from the meeting?	Corporate Director/Head of Service Executive Member (including e-mail address)
21.	Contract award for replacement of communal heating distribution pipework and heating equipment at Sanders Way, Bretton House and Newbury House		Corporate Director of Housing and Adult Social Services	23 December 2016	None	Part exempt	Sean McLaughlin Sean.mclaughlin@islington.gov.uk
22.	Contract award for housing improvements	All Wards	Corporate Director of Housing and Adult Social Services	3 January 2017	None	Part exempt	Sean McLaughlin Sean.mclaughlin@islington.gov.uk
23.	Contract award for the construction of 25 new homes, a commercial unit and a community centre on the site of Charles Simmons House, WC1X 0HP	Clerkenwell	Corporate Director of Housing and Adult Social Services	16 January 2017	None	Part exempt	Maxine Holdsworth maxine.holdsworth@islington.gov.uk

A key decision is 1. an executive decision (other than a decision which relates to the placement of an individual, be that an adult or child) which is likely to result in expenditure or a receipt which is, or the making of savings which are, significant (i.e. in excess of £500,000 revenue or £1m capital), or to have significant effects on those living or working in an area comprising two or more Wards or, in respect of a disposal of land, where the proposed receipt (or reasonable pre-sale estimate in the case of an auction sale) exceeds £1.5m, or in respect of the acquisition of land or property, the proposed expenditure (or reasonable estimate prior to entering into the contract) exceeds £500,000; or

2. a decision to be made by the Chief Executive, Corporate Directors or Assistant Chief Executives to award contracts where the value of the contract is up to £2million revenue expenditure or £5million capital expenditure.

FORWARD PLAN OF KEY DECISIONS

	Subject/Decision	Ward (s)	Decision taker	Date(s) of decision	Background papers	Is all or part of this item likely to refer to exempt or confidential information and therefore require exclusion of the press and public from the meeting?	Corporate Director/Head of Service Executive Member (including e-mail address)
24.	Contract award for Redbrick Estate district heating renewal	Bunhill	Corporate Director of Housing and Adult Social Services	17 January 2017	None	Part exempt	Sean McLaughlin Sean.mclaughlin@islington.gov.uk
25.	Richard Cloudesley School site development update	Bunhill	Executive	19 January 2017	None	Open	Carmel Littleton carmel.littleton@islington.gov.uk Councillor Joe Caluori, Executive Member for Children, Young People & Families joe.caluori@islington.gov.uk
26.	Proposal to close Mount Carmel School	All Wards	Executive	19 January 2017	None	Open	Carmel Littleton carmel.littleton@islington.gov.uk Councillor Joe Caluori, Executive Member for Children, Young People & Families joe.caluori@islington.gov.uk

A key decision is 1. an executive decision (other than a decision which relates to the placement of an individual, be that an adult or child) which is likely to result in expenditure or a receipt which is, or the making of savings which are, significant (i.e. in excess of £500,000 revenue or £1m capital), or to have significant effects on those living or working in an area comprising two or more Wards or, in respect of a disposal of land, where the proposed receipt (or reasonable pre-sale estimate in the case of an auction sale) exceeds £1.5m, or in respect of the acquisition of land or property, the proposed expenditure (or reasonable estimate prior to entering into the contract) exceeds £500,000; or

2. a decision to be made by the Chief Executive, Corporate Directors or Assistant Chief Executives to award contracts where the value of the contract is up to £2million revenue expenditure or £5million capital expenditure.

FORWARD PLAN OF KEY DECISIONS

	Subject/Decision	Ward (s)	Decision taker	Date(s) of decision	Background papers	Is all or part of this item likely to refer to exempt or confidential information and therefore require exclusion of the press and public from the meeting?	Corporate Director/Head of Service Executive Member (including e-mail address)
27.	Procurement strategy and contract award - Integrated Community Equipment Services	All Wards	Executive	19 January 2017	None	Open	Simon Galczynski simon.Galczynski@islington.gov.uk Councillor Janet Burgess MBE, Executive Member for Health & Social Care & Deputy Leader of the Council janet.burgess@islington.gov.uk
28.	Contract award for housing improvements	All Wards	Corporate Director of Housing and Adult Social Services	1 February 2017	None	Part exempt	Sean McLaughlin Sean.mclaughlin@islington.gov.uk
29.	Contract award for care home beds for older people at Cheverton Lodge Nursing Home		Corporate Director of Housing and Adult Social Services	9 February 2017	None	Part exempt	Sean McLaughlin Sean.mclaughlin@islington.gov.uk

A key decision is 1. an executive decision (other than a decision which relates to the placement of an individual, be that an adult or child) which is likely to result in expenditure or a receipt which is, or the making of savings which are, significant (i.e. in excess of £500,000 revenue or £1m capital), or to have significant effects on those living or working in an area comprising two or more Wards or, in respect of a disposal of land, where the proposed receipt (or reasonable pre-sale estimate in the case of an auction sale) exceeds £1.5m, or in respect of the acquisition of land or property, the proposed expenditure (or reasonable estimate prior to entering into the contract) exceeds £500,000; or

2. a decision to be made by the Chief Executive, Corporate Directors or Assistant Chief Executives to award contracts where the value of the contract is up to £2million revenue expenditure or £5million capital expenditure.

FORWARD PLAN OF KEY DECISIONS

	Subject/Decision	Ward (s)	Decision taker	Date(s) of decision	Background papers	Is all or part of this item likely to refer to exempt or confidential information and therefore require exclusion of the press and public from the meeting?	Corporate Director/Head of Service Executive Member (including e-mail address)
30.	Contract award for temporary accommodation		Executive	9 February 2017	None	Open	Sean McLaughlin Sean.mclaughlin@islington.gov.uk Councillor Diarmaid Ward, Executive Member for Housing & Development diarmaid.ward@islington.gov.uk
31.	Contract award for housing improvements	All Wards	Corporate Director of Housing and Adult Social Services	1 March 2017	None	Part exempt	Sean McLaughlin Sean.mclaughlin@islington.gov.uk
32.	Contract award for void property repairs and refurbishment works	All Wards	Corporate Director of Housing and Adult Social Services	1 March 2017	None	Part exempt	Sean McLaughlin Sean.mclaughlin@islington.gov.uk

A key decision is 1. an executive decision (other than a decision which relates to the placement of an individual, be that an adult or child) which is likely to result in expenditure or a receipt which is, or the making of savings which are, significant (i.e. in excess of £500,000 revenue or £1m capital), or to have significant effects on those living or working in an area comprising two or more Wards or, in respect of a disposal of land, where the proposed receipt (or reasonable pre-sale estimate in the case of an auction sale) exceeds £1.5m, or in respect of the acquisition of land or property, the proposed expenditure (or reasonable estimate prior to entering into the contract) exceeds £500,000; or

2. a decision to be made by the Chief Executive, Corporate Directors or Assistant Chief Executives to award contracts where the value of the contract is up to £2million revenue expenditure or £5million capital expenditure.

FORWARD PLAN OF KEY DECISIONS

	Subject/Decision	Ward (s)	Decision taker	Date(s) of decision	Background papers	Is all or part of this item likely to refer to exempt or confidential information and therefore require exclusion of the press and public from the meeting?	Corporate Director/Head of Service Executive Member (including e-mail address)
33.	Contract award for the provision of 55 new homes and a new community centre, new amenity space and landscape improvements on Redbrick Estate	Bunhill	Corporate Director of Housing and Adult Social Services	20 March 2017	None	Part exempt	Maxine Holdsworth maxine.holdsworth@islington.gov.uk
34.	Housing allocation scheme	All Wards	Executive	23 March 2017	None	Open	Sean McLaughlin Sean.mclaughlin@islington.gov.uk Councillor Diarmaid Ward, Executive Member for Housing & Development diarmaid.ward@islington.gov.uk
35.	Contract award for communal heating and ventilation maintenance including responsive repairs and out of hours cover	All Wards	Executive	23 March 2017	None	Part exempt	Sean McLaughlin Sean.mclaughlin@islington.gov.uk Councillor Diarmaid Ward, Executive Member for Housing & Development diarmaid.ward@islington.gov.uk

A key decision is 1. an executive decision (other than a decision which relates to the placement of an individual, be that an adult or child) which is likely to result in expenditure or a receipt which is, or the making of savings which are, significant (i.e. in excess of £500,000 revenue or £1m capital), or to have significant effects on those living or working in an area comprising two or more Wards or, in respect of a disposal of land, where the proposed receipt (or reasonable pre-sale estimate in the case of an auction sale) exceeds £1.5m, or in respect of the acquisition of land or property, the proposed expenditure (or reasonable estimate prior to entering into the contract) exceeds £500,000; or

2. a decision to be made by the Chief Executive, Corporate Directors or Assistant Chief Executives to award contracts where the value of the contract is up to £2million revenue expenditure or £5million capital expenditure.

FORWARD PLAN OF KEY DECISIONS

	Subject/Decision	Ward (s)	Decision taker	Date(s) of decision	Background papers	Is all or part of this item likely to refer to exempt or confidential information and therefore require exclusion of the press and public from the meeting?	Corporate Director/Head of Service Executive Member (including e-mail address)
36.	Contract award for housing improvements	All Wards	Corporate Director of Housing and Adult Social Services	3 April 2017	None	Part exempt	Sean McLaughlin Sean.mclaughlin@islington.gov.uk
37.	Contract award for fire safety work to housing street properties		Executive	27 April 2017	None	Part exempt	Sean McLaughlin Sean.mclaughlin@islington.gov.uk Councillor Diarmaid Ward, Executive Member for Housing & Development diarmaid.ward@islington.gov.uk
38.	Contract award for preventing youth violence	All Wards	Corporate Director Children's Services	11 May 2017	None	Part exempt	Carmel Littleton carmel.littleton@islington.gov.uk

A key decision is 1. an executive decision (other than a decision which relates to the placement of an individual, be that an adult or child) which is likely to result in expenditure or a receipt which is, or the making of savings which are, significant (i.e. in excess of £500,000 revenue or £1m capital), or to have significant effects on those living or working in an area comprising two or more Wards or, in respect of a disposal of land, where the proposed receipt (or reasonable pre-sale estimate in the case of an auction sale) exceeds £1.5m, or in respect of the acquisition of land or property, the proposed expenditure (or reasonable estimate prior to entering into the contract) exceeds £500,000; or

2. a decision to be made by the Chief Executive, Corporate Directors or Assistant Chief Executives to award contracts where the value of the contract is up to £2million revenue expenditure or £5million capital expenditure.

FORWARD PLAN OF KEY DECISIONS

	Subject/Decision	Ward (s)	Decision taker	Date(s) of decision	Background papers	Is all or part of this item likely to refer to exempt or confidential information and therefore require exclusion of the press and public from the meeting?	Corporate Director/Head of Service Executive Member (including e-mail address)
--	------------------	----------	----------------	---------------------	-------------------	---	--

Membership of the Executive 2016/2017:

Councillors:

Richard Watts
 Janet Burgess MBE
 Joe Caluori
 Keya Comer-Schwartz
 Andy Hull
 Sima Shaikh
 Diarmaid Ward
 Claudia Webbe

Portfolio

Leader
 Health and Social Care
 Children, Young People and Families
 Community Development
 Finance, Performance and Community Safety
 Economic Development
 Housing and Development
 Environment and Transport

A key decision is 1. an executive decision (other than a decision which relates to the placement of an individual, be that an adult or child) which is likely to result in expenditure or a receipt which is, or the making of savings which are, significant (i.e. in excess of £500,000 revenue or £1m capital), or to have significant effects on those living or working in an area comprising two or more Wards or, in respect of a disposal of land, where the proposed receipt (or reasonable pre-sale estimate in the case of an auction sale) exceeds £1.5m, or in respect of the acquisition of land or property, the proposed expenditure (or reasonable estimate prior to entering into the contract) exceeds £500,000; or

2. a decision to be made by the Chief Executive, Corporate Directors or Assistant Chief Executives to award contracts where the value of the contract is up to £2million revenue expenditure or £5million capital expenditure.

This page is intentionally left blank

OUTSTANDING SCRUTINY REVIEWS – UPDATED 8 AUGUST 2016

SCRUTINY REVIEW	SCRUTINY COMMITTEE	DATE FINAL REVIEW REPORT SUBMITTED TO EXECUTIVE	PERIOD EXECUTIVE MEMBER RESPONSE TO REC'S DUE (3-6 months after submission to Exec)	RESPONSE TO RECOMMENDATIONS SUBMITTED TO EXECUTIVE?	12 MONTH REPORT DUE TO ORIGINAL SCRUTINY COMMITTEE	LEAD OFFICER
2014/15:						
Income Generation	Policy and Performance	JB 21 April 2015 Exec 21 May 2015	June – Nov 2015	JB 12 Dec 2015 Exec 14 Jan 2016		Kevin O'Leary
Best Team	Policy and Performance	JB 6 Oct 2015 Exec 22 Oct 2015	Oct 2015 – Jan 2016	JB 2 Feb 2016 Exec 10 Mar 2016		Lela Kogbara
Estate Services Management	Housing	JB 23 June 2015 Exec 16 July 2015	Sept – Dec 2015	JB 3 Nov 2015 Exec 26 Nov 2015	6 September 2016	David Salenius
Scaffolding / Work Platforms	Housing	JB 23 June 2015 Exec 16 July 2015	Aug – Nov 2015	JB 3 Nov 2015 Exec 26 Nov 2015	10 October 2016	Simon Kwong
Impact of Early Interventions in preventing escalation to statutory services	Children's	JB 23 June 2015 Exec 16 July 2015	Aug – Nov 2015	JB 3 Nov 2015 Exec 26 Nov 2015	22 September 2016	Nicky Ralph
Community Energy	Environment and Regeneration	JB 22 March 2016 Exec 21 April 2016	Oct - Feb 2015	JB 6 Sept 2016 Exec 29 Sept 2016	9 March 2017	Garrett McEntee
Fuel Poverty	Environment and Regeneration	JB 23 June 2015 Exec 16 July 2015	Aug – Nov 2015	JB 3 Nov 2015 Exec 26 Nov 2015	5 July 2016	John Kolm Murray
Communal Heating	Environment and Regeneration	JB 6 Oct 2015 Exec 22 Oct 2015	Oct – Jan 2016	JB 22 Mar 2016 Exec 21 Apr 2016	20 Sept 2016	Lucy Padfield
Patient Feedback mini scrutiny	Health	JB 1 Sept 2015 Exec 24 Sept 2015	Sept – Dec 2015	JB 3 Nov 2015 Exec 26 Nov 2015		Julie Billett

SCRUTINY REVIEWS 2015/16:

SCRUTINY REVIEW	COMMITTEE	DATE SUBMITTED DUE TO GO TO EXECUTIVE	RESPONSE TO RECOMMENDATIONS DUE (3-6 months after submission to Exec)	RESPONSE TO RECOMMENDATIONS SUBMITTED (?)	12 MONTH REPORT DUE TO ORIGINAL REVIEW COMMITTEE	LEAD OFFICER
Smart Cities	Environment and Regeneration	JB 28 June 2016 Exec 21 July 2016	July - Nov 2016			Anthony Akadiri
CCTV	Environment and Regeneration	JB 28 June 2016 Exec 21 July 2016	July - Nov 2016			Simon Kwong
Alternative Provision	Children's	JB 6 Sept 2016 Exec 29 Sept 2016	Oct - Jan 2017			Mark Taylor
Capital Programming	Housing	JB 22 Mar 2016 Exec 21 April 2016	June – Oct 2016	JB 18 Oct 2016 Exec 24 Nov 2016		Simon Kwong
Responsive Repairs	Housing	JB 6 Sept 2016 Exec 29 Sept 2016	Sept - Dec 2016			Matt West & Simon Kwong
Health implications of damp properties	Health and Care	JB 18 Oct 2016 Exec 24 Nov 2016	Sept - Dec 2016			Julie Billet & Simon Kwong
Tax Avoidance	Policy and Performance	JB 28 June 2016 Exec 21 July 2016	Sept - Dec 2016			Steve Key
Knife Crime and Mobile Phone Theft	Policy and Performance	JB 28 June 2016 Exec 21 July 2016	Sept - Dec 2016			Catherine Briody

POLICY AND PERFORMANCE SCRUTINY COMMITTEE WORK PROGRAMME 2016/17

09 MAY 2016

1. Scrutiny topics – 2016/17
2. Report of Executive Member VCS Annual Report
3. Scrutiny Review Knife Crime/Mobile Phone theft etc. – Final report
4. Scrutiny Review – Tax Avoidance – Final report
5. Call ins – if any
6. Monitoring report

04 JULY 2016

1. Revenue outturn 2015/16
2. Approval of Scrutiny topics 2016/17
3. Report of youth crime
4. Presentation by Leader on Executive priorities 2016/17
5. Call ins if any
6. Monitoring report
7. Quarter 4 Performance report
8. Use of Agency staff
9. Membership/Terms of reference etc.

19 SEPTEMBER 2016

1. Quarter 1 Performance report/Sickness absence
2. Report of Procurement Board
3. Crime statistics/Governance arrangements
4. Call ins if any
5. Monitoring report
6. Presentation Executive Member – Economic Development
7. Income Generation – 12 month update Scrutiny Review

31 OCTOBER 2016

1. Financial update
2. Call ins if any
3. Monitoring report

4. Welfare Reforms update
5. Governance arrangements – Crime
6. Report of EM Finance, Performance and Community Safety

22 NOVEMBER 2016

1. Annual Crime and Disorder report/Report of Executive Member Community Safety
2. Call ins if any
3. Monitoring report
4. Update from Review Chairs

20 DECEMBER 2016

1. BEST Scrutiny Review – 12 month report back
2. Scrutiny topic
3. Use of agency staff
4. Quarter 2 Performance report/sickness absence
5. Call ins – if any
6. Monitoring report

26 JANUARY 2017

1. Budget 2017/18
2. Call ins- if any
3. Monitoring report
4. Update on youth crime investment (report back requested on 4 July)/Youth Offending service update

14 MARCH 2017

1. Report of Procurement Board
2. Welfare reforms update
3. Call ins if any
4. Monitoring report
5. Financial update
6. Quarter 3 Performance report/sickness absence
7. Presentation Executive Member Community Development
8. Crime statistics
9. ICO 6 month update

15 MAY 2017

1. Membership, Terms of Reference etc.

2. Scrutiny topics 2017/18

4. Call ins – if any

5. Monitoring report

MAY/JUNE

TAX AVOIDANCE SCRUTINY REVIEW – 12 MONTH REPORT BACK

KNIFE CRIME, MOBILE PHONE THEFT ETC. - 12 MONTH REPORT BACK

This page is intentionally left blank